



**UTT ASSET MANAGEMENT AND  
INVESTOR SERVICES PLC (UTT AMIS)**

# **ANNUAL REPORT FOR HATIFUNGANI UNIT TRUST SCHEME (BOND FUND)**



**FOR THE YEAR ENDED  
30 JUNE 2024**

## TABLE OF CONTENTS

1.	Timetable and Agenda Items .....	ii
2.	Minutes of the 4 <sup>th</sup> Annual General Meeting.....	1
3.	Matters arising from the 4 <sup>th</sup> Annual General Meeting.....	24
4.	Chairman’s Statement .....	27
5.	Statement of the Custodian .....	31
6.	Report of the Independent Auditors .....	33
7.	Report of the Audited Financial Statements .....	36
8.	Manager’s Report.....	41
9.	UTT AMIS News Bulletin .....	48

**BOND  
FUND**

*More ideas for your money*



**UTT ASSET MANAGEMENT AND  
INVESTOR SERVICES PLC (UTT AMIS)**



**ANNUAL GENERAL MEETING FOR HATIFUNGANI UNIT TRUST  
SCHEME (BOND FUND) ON SUNDAY, NOVEMBER 17, 2024 AT THE  
JULIUS NYERERE INTERNATIONAL CONVENTION CENTRE  
STARTING AT 8.30AM**

**TIMETABLE AND AGENDA ITEMS**

S/N	TIME	ACTIVITIES	RESPONSIBLE PERSON(S)
1.	08.30 - 08.45	Arrival and Registration of Investors	Investors / Administration
2.	08.45 - 09.00	Announcements and other Administrative Matters	MC / Administration
3.	09.00 - 09.05	Confirmation of quorum and Opening of the Meeting	Board Chairman
4.	09.05 - 09.20	Introduction of Directors, Management and Service Providers	Managing Director
5.	09.20 - 09.30	Confirmation of Minutes of the 4 <sup>th</sup> Annual General Meeting	All
6.	09.30 - 09.45	Matters Arising from the 4 <sup>th</sup> Annual General Meeting	Managing Director
7.	09.45 - 10.00	Chairman's Statement	Board Chairman
8.	10.00 - 10.30	Presentation of Annual Reports:- 1. Statement of the Custodian 2. Report of the Independent Auditors on the Summary of Financial Statements 3. Report on the Audited Financial Statements	CRDB KPMG Director of Finance and Planning
9.	10.30- 11.00	Presentation of Manager's Report on Investments	Director of Investment and Property Management
10.	11.00 - 11.35	Comments, Questions and Answers Session	Board Members / Management
11.	11.35 - 11.45	Closing of the Meeting	Board Chairman



2

Minutes of the  
4<sup>th</sup> Annual General  
Meeting

*More ideas for your money*

## **WALIOHUDHURIA (Kiambatisho “A”)**

### **BODI YA WAKURUGENZI**

1. Bw. Casmir S. Kyuki - Mwenyekiti wa Bodi
2. Dkt. Judika L. King'ori - Mkurugenzi wa Bodi
3. Bw. David E. Mwankenja - Mkurugenzi wa Bodi
4. Bw. Paul A. Maganga - Mkurugenzi wa Bodi
5. Bi. Neema Jones - Mkurugenzi wa Bodi
6. Bw. Simon M. Migangala - Mkurugenzi Mtendaji

### **WAJUMBE WA KAMATI ZA BODI YA WAKURUGENZI**

1. Dkt. F. Magambo - Mjumbe wa Kamati ya Bodi
2. Bw. L. Kakulu - Mjumbe wa Kamati ya Bodi
3. Bw. D. Olesumayan - Mjumbe wa Kamati ya Bodi

### **WAALIKWA**

1. Bw. Vicent Wanjala - KPMG / Wakaguzi wa Hesabu za Mfuko
2. Bi. Rashidah Rashid - KPMG / Wakaguzi wa Hesabu za Mfuko
3. Bi. Z. Yusuph - CRDB / Waangalizi wa Mfuko
4. Bi. H. Mushi - CRDB / Waangalizi wa Mfuko
5. Bi. L. Kondo - CRDB / Waangalizi wa Mfuko
6. Bw. E. Nambala - CRDB / Waangalizi wa Mfuko
7. Bi. Anna Gabriel - CMSA / Mamlaka ya Masoko ya Mitaji na Dhamana
8. Bi. Mariam Mtunguja - CMSA / Mamlaka ya Masoko ya Mitaji na Dhamana
9. Bw. Josephat Masaba - Mwakilishi wa Msajili wa Hazina

### **MENEJIMENTI NA WAFANYAKAZI WA KAMPUNI YA UWEKEZAJI YA UTT AMIS**

- |                        |                       |
|------------------------|-----------------------|
| 1. Bw. S. Migangala    | 27. Bi. P. Kasilati   |
| 2. Bw. I. Wahichinenda | 28. Bi. S. Kapufi     |
| 3. Bi. J. Msofe        | 29. Bw. C. Josiah     |
| 4. Bw. D. Mbaga        | 30. Bw. M. Mchanjila  |
| 5. Bw. S. Kaniki       | 31. Bw. J. Mwangomola |
| 6. Bi. P. Nchimbi      | 32. Bi. M. Minja      |
| 7. Bw. S. Bujiku       | 33. Bi. J. Mlimbila   |
| 8. Bi. S. Mgaya        | 34. Bw. M. Balati     |
| 9. Bi. T. Mpiluka      | 35. Bw. H. Mnongane   |
| 10. Bi. J. Swai        | 36. Bw. B. Liwali     |
| 11. Bw. D. Balima      | 37. Bw. C. Chanjarika |
| 12. Bw. R. Mwanga      | 38. Bw. J. Joseph     |
| 13. Bw. M. Kimario     | 39. Bi. R. Maruma     |
| 14. Bw. P. Ndunguru    | 40. Bw. J. Masoud     |
| 15. Bi. V. Abuogo      | 41. Bi. E. Simon      |
| 16. Bw. F. Bwalya      | 42. Bw. A. Mushi      |
| 17. Bw. B. John        | 43. Bw. F. Lushinge   |
| 18. Bw. W. Khijja      | 44. Bw. B. Lukinga    |
| 19. Bi. W. Malya       | 45. Bi. M. Mashiku    |
| 20. Bi. A. Laurent     | 46. Bi. V. Mashindano |
| 21. Bw. S. Khatibu     | 47. Bw. A. Kandila    |
| 22. Bw. S. Rugaitika   | 48. Bi. L. Malimiru   |
| 23. Bw. A. Ambari      | 49. Bi. H. Lashikoni  |
| 24. Bw. J. Nyambo      | 50. Bi. D. Milenge    |
| 25. Bi. W. Makumbati   | 51. Bi. J. Njovu      |
| 26. Bi. V. Maheri      |                       |

## 1.0 AKIDI NA KUFUNGUA MKUTANO

Mwenyekiti alifungua mkutano saa 8:26 Mchana kwa kuwakaribisha wajumbe walioweza kuhudhuria Mkutano wa 4 wa Mfuko wa Hatifungani. Kabla ya ufunguzi wa kikao, wajumbe walisomewa taarifa ya akidi, ambayo ilionyesha kwamba Wajumbe wenye Vipande waliohudhuria walikuwa 1,145 ambao majina yao yameambatanishwa kwenye Kumbukumbu hizi kama Kiambatisho "A". Mkurugenzi Mtendaji alitoa taarifa kwamba idadi ya Vipande vilivyowakilishwa ni 534,255,302.967 kati ya jumla ya Vipande 4,842,253,364.369 vya Mfuko. Taarifa iliitolewa kwamba idadi ya Vipande vilivyowakilishwa ni asilimia 11% ya jumla ya Vipande vyote vya Mfuko na hivyo Mkutano ungeweza kuanza kwa sababu akidi inayohitajika kwenye Waraka wa Makubaliano (Deed of Trust) ni asilimia 10.

## 2.0 DONDOO ZA MKUTANO

Wajumbe walikubaliana na dondoo/ajenda zifuatazo:

1. Akidi na Kufungua Mkutano
2. Kupitisha Dondoo/Ajenda za Mkutano
3. Utambulisho
4. Kuthibitisha Kumbukumbu za Mkutano Uliopita
5. Yatokanayo na Kumbukumbu za Mkutano Uliopita
6. Taarifa ya Mwenyekiti
7. Taarifa ya Mwangalizi wa Mfuko
8. Taarifa ya Mkaguzi wa Mfuko
9. Taarifa ya Hesabu za Mfuko
10. Taarifa ya Meneja wa Mfuko Kuhusu Uwekezaji
11. Kipindi cha Maswali na Majibu
12. Kufunga Mkutano

## 3.0 UTAMBULISHO

Mkurugenzi Mtendaji wa Kampuni ya Uwekezaji ya UTT AMIS aliwatambulisha Wajumbe wa Bodi ya Wakurugenzi ya Kampuni ya UTT AMIS, Wajumbe wa kamati za Bodi na Wawakilishi wa Mamlaka ya Masoko ya Mitaji na Dhamana (CMSA). Pia aliendelea kuwatambulisha Mwakilishi wa Benki ya CRDB ambayo ni Mwangalizi wa Mfuko, Wawakilishi wa Kampuni ya KPMG inayotoa Huduma za Ukaguzi wa Heesabu za Mfuko pamoja na Mwakilishi kutoka ofisi ya Msajili wa Hazina ambayo inasimamia Taasisi za serikali. Mkurugenzi Mtendaji alimalizia kwa kutambulisha Menejimenti ya UTT AMIS Pamoja na wafanyakazi wote waliokuwepo Mkutanoni kwa ujumla.

## 4.0 KUTHIBITISHA MUHTASARI WA KUMBUKUMBU ZA MKUTANO ULIOPIITA

Baada ya kupitia ukurasa kwa ukurasa kumbukumbu za Mkutano wa tatu (3) uliofanyika tarehe 20 Novemba 2022, Wajumbe wote walipitisha na kuuthibitisha kama kumbukumbu rasmi za Mkutano huo.

## 5.0 YATOKANAYO NA MUHTASARI WA MKUTANO ULIOPOITA

### 5:1 Namna ya uwasilishaji taarifa za hesabu za mfuko

Ili taarifa ya Hesabu ieleweke zaidi kwa wawekezaji, ilielezwa kwamba maelezo zaidi yatakuwa yanatolewa wakati wa uwasilishaji wa Taarifa.

## 6.0 TAARIFA YA MWENYEKITI

6.1 Mwenyekiti aliwasilisha taarifa ya Mfuko wa Hatifungani kwa mwaka wa fedha ulioishia Juni 30, 2023. Taarifa hiyo ilieleza kwamba katika kipindi cha mwaka ulioishia Juni 30, 2023, utendaji wa mfuko ulikuwa mzuri. Faida kwa wawekezaji ilikuwa kubwa ikilinganishwa na Kigezo Linganifu. (Performance Benchmark). Faida kwa mwaka ilikuwa asilimia 12.3 ikilinganishwa na asilimia 9.7 ya Kigezo Linganifu. Katika kipindi cha mwaka wa fedha ulioishia Juni 30, 2023, thamani ya mfuko iliongezeka kutoka shilingi billioni 219.8 iliyofikiwa tarehe 30 Juni 2022 hadi Shilingi billioni 423.6 tarehe 30 Juni 2023. Ongezeko hili la thamani ya Mfuko linatokana na imani ya wawekezaji pamoja na kueleweka kwa elimu inayotolewa kuhusu faida za mifuko ya uwekezaji wa pamoja.

6.2 Ilielezwa kwamba wakati Dunia inazidi kupata ahueni juu ya athari za UVIKO 19 na madhara ya vita vya Ukraine pamoja na uchumi, taarifa kwa mujibu wa machapisho ya Ofisi ya Taifa ya Takwimu, pato la taifa (Gross Domestic Product) lilikua kwa asilimia 4.7 kwa mwaka 2022 na kiwango cha asilimia 5.4 katika kipindi cha robo mwaka ya kwanza na ya pili ya mwaka 2023. Ukuaji uchumi wa Tanzania umekuwa ni zaidi ya ukuaji katika nchi za ukanda wa Jangwa la Sahara na nchi za ukanda wa Ushirikiano wa Maendeleo Kusini mwa Afrika (SADC) ambao ni asilimia 3.5. Kwa mujibu wa taarifa za Benki Kuu ya Tanzania, kipindi cha robo mwaka kilichoishia tarehe 30 Juni, 2023, mfumuko wa bei ulikuwa asilimia 4.0, ikilinganishwa na wastani wa asilimia 12.6 kwa nchi za Afrika Mashariki na asilimia 17.1 kwa nchi za ukanda wa SADC. Kwa kipindi cha mwaka mmoja uliopita, viwango vya riba katika soko havikubadilika sana, ikiashiria uimara wa soko kwa ujumla. Kwa upande mwingine, thamani ya Shilingi ya Tanzania dhidi ya Dola

ya Marekani ilipungua kidogo kwa kiwango cha asilimia 1.0 na kuongezeka thamani dhidi ya fedha za baadhi ya nchi za Afrika Mashariki kwa viwango vya hadi asilimia 15.0

- 6.3 Kuhusu maendeleo ya Soko la Mitaji na Dhamana, ambalo utendaji wake hupimwa kwa kuangalia mabadiliko ya Fahirisi (Tanzania Share Index), imeonesha kuwa na maendeleo mazuri. Katika kipindi cha mwaka kilichoishia tarehe 30 Juni 2023, kumekuwa na ongezeko la asilimia 4.1 ambapo iliongezeka toka 3,928.5 tarehe 30 Juni 2022 hadi 4,091.8 tarehe 30 Juni 2023. Ongezeko hilo ni chini ya lile la tarehe 30 Juni 2022 ambalo lilikuwa ni asilimia 7.5. hii inamaanisha kuwa, kwa kipindi cha mwaka ulioishia tarehe 30 Juni 2023, bei za Hisa kwa ujumla ziliongezeka japo kwa kiwango kidogo ikilinganishwa na mwaka uliopita. Sababu za kupanda kwa bei za Hisa kulichagizwa na utendaji mzuri wa Kampuni zilizoorodheshwa katika Soko la Hisa la Dar es Salaam, kuongezeka imani kwa wawekezaji wa ndani na wan nje ya nchi na kuborehwa kwa mazingira ya uwekezaji hapa nchini. Tunamshukuru Rais wa Jamuhuri ya Muungano wa Tanzania, Mheshimiwa Dkt. Samia Suluhu Hassan na Serikali kwa ujumla kwa kuendelea kusimamia na kuweka mazingira bora ya biashara.
- 6.4 Kuhusu utendaji wa Mifuko, Mwenyekiti alieleza kwamba, kwa kipindi kinachoishia tarehe 30 Juni 2023, viashiria vya kiuchumi vinaonyesha kwamba Kampuni ya UTT AMIS pamoja na mifuko inayo simamia inaendelea kufanya vizuri. Thamani ya Mifuko imeongezeka kutoka Shilingi billioni 996.5 tarehe 30 Juni 2022 hadi kufikia Shilingi trilion 1.535 tarehe 30 Juni 2023. Ongezeko hilo ni sawa na asilimia 54.0 ambapo ni sawa na Shilingi 538.9 ikilinganishwa na ongezeko la Shilingi 383.7 sawa na asilimia 62.6 kwa mwaka uliotangulia. Ongezeko hili, limeenda sambamba na ongezeko la idadi ya wawekezaji 29,832 sawa na asilimia 17.0 waliojiunga katika mwaka wa fedha uliotangulia. Faida kwa Mfuko wa Hati Fungani kwa mwaka unaoishia Juni 2023 ilikuwa asilimia 12.3.
- 6.5 Mwenyekiti aliendelea kutoa taarifa kuwa UTT AMIS inaendelea na utekezaji wa Mpango Mkakati wake wa miaka mitano unaoishia Juni 2024 kwa kuendelea kujikita kwenye matumizi ya teknolojia katika utoaji wa huduma kwa wawekezaji kwa njia ya mitandao. Katika miaka mitatu iliyopita Kampuni ya UTTAMIS ilizindua utoaji wa huduma kwa wawekezaji kwa kutumia simu za kiganjani na inaendelea na uunganishaji wa mifumo ya kibenki na mifumo ya UTT AMIS. Lengo kuu la uunganishwaji wa mifumo hii ni kuongeza ufanisi kwa kupunguza

mlolongo wa hatua za uchakataji wa miamala inayofanywa kwa njia za kibenki. Kufuatia kukamilika uunganishwaji wa mifumo ya UTT AMIS na benki ya CRDB ambayo pia ni waangalizi wa Mifuko, Kampuni ya UTT AMIS pia imekamilisha kuunganisha na mifumo ya benki za NMB, NBC, na Benki ya Stanbic. Aidha, UTT AMIS imeendelea na miradi ya kuunganisha na mifumo ya Benki ya EXIM, Benki ya ABSA, Benki ya KCB, Benki ya Watu wa Zanzibar, Benki ya DCB na Benki ya UBA ambayo ipo katika hatua mbalimbali za utekezaji. Ni matumaini yangu kuwa pindi miradi hii itakapokamilika, miamala ya kidijitali, ambayo sasa ni asilimia 70 itaongezeka na kufikia asilimia ya juu zaidi. Kampuni ya UTT AMIS itaendelea kuelimisha umma juu ya manufaa ya matumizi ya njia za kidijitali katika utekezaji huku ikiendelea kuwekeza katika mifumo mipya ili kutoa huduma bora zaidi kipindi kijacho.

- 6.6 Kuhusu Mafanikio kwa kipindi cha miaka minne ya utekezaji wa Mpango Mkakati wa Kampuni ya UTT AMIS unaoishia Juni 2024, Mwenyekiti alisema kumekuwa na mafanikio makubwa zaidi ya ilivyotarajiwa. Ikiwa umebaki mwaka mmoja wa utekezaji wa mpango mkakati huo, Kampuni imeshaanza kuandaa mpango mkakati wa wa kipindi cha 2024 mpaka 2029, utakao lenga, Pamoja na mambo mengine, kuboresha mifuko na huduma kwa wawekezaji pamoja na kubainisha fursa nyingine za kibiashara kwa manufaa ya wawekezaji, Serikali pamoja na wadau wengine. UTT AMIS itaendelea kuboresha uendeshaji wa mifuko ili uwe wa kisasa zaidi na kuhakikisha wawekezaji wanapata faida shindani na nzuri kuendana na hali ya soko.
- 6.7 Katika kuhitimisha taarifa yake, Mwenyekiti aliwashukuru wawekezaji wote kwa ushirikiano na Imani waliyonayo kwa UTT AMIS na Mfuko wa Hatifungani kwa kipindi chote cha mwaka ulioishia tarehe 30 Juni 2023. Kwa namna ya kipekee aliishukuru Serikali kupitia Wizara ya Fedha, Ofisi ya Msajili wa Hazina, Mamlaka ya Masoko ya Mitaji na Dhamana, Mwangalizi wa Mfuko ambaye ni Benki ya CRDB, Soko la Hisa la Dar es Salaam na madalali wake, Wawekezaji, na wafanyakazi wa UTT AMIS na Wadau wote ambao wameendelea kuiwezesha UTT AMIS kutekeleza majukumu yake katika mwaka wa fedha wa 2023. Ni matumaini yangu kuwa ushirikiano huu utaendelea kwa manufaa ya Wawekezaji katika Mifuko na maendeleo ya Soko la Mitaji na Sekta ya Fedha hapa Nchini kwetu.

## 7.0 TAARIFA YA MWANGALIZI WA MFUKO

- 7.1 Mwakilishi wa Benki ya CRDB ambayo ni Mwangalizi wa Mfuko wa Hatifungani, aliwasilisha Taarifa iliyoeleza kwamba jukumu lao ni kusimamia na kuhakikisha kwamba utendaji wa Meneja wa Mfuko unazingatia Waraka wa Makubaliano ili kuhakikisha maslahi bora kwa wawekezaji.
- 7.2 Mwakilishi huyo alieleza kuwa katika utekelezaji wa kazi yao kama Mwangalizi wa Mfuko wana majukumu mbalimbali yakiwemo uangalizi wa mali za Mfuko, kuhakikisha Meneja wa Mfuko anatomia njia au mbinu sahihi katika kukokotoa mahesabu ya thamani ya Mfuko sambamba na Waraka wa Makubaliano, na pia kuhakikisha viwango vya uwekezaji vinazingatiwa na kusaidiana na meneja wa mfuko katika kukusanya, kuwafikia wateja pamoja na kuwasaidia kuuza vipande vyao.
- 7.3 Mwakilishi wa Benki ya CRDB alisema kuwa katika kipindi cha mwaka wa fedha kilichoanza tarehe 01.07.2022 mpaka 30.07.2023. Benki ya CRDB kama Mwangalizi wa Mfuko wa Hatifungani imeendeleza uangalizi wa mwenendo wa shughuli za Meneja wa Mfuko, utekelezaji wake na kuangalia changamoto kwenye uwekezaji.
- 7.4 Mwakilishi wa Benki ya CRDB alihitimisha kwa kuwathibitisha Wawekezaji wa Mfuko kwamba shughuli za uwekezaji kwenye Mfuko wa Hatifungani na kwa wajibu wa Meneja wa Mfuko vimeendeshwa na kutekelezwa kufuatana na vipengele vya Waraka wa Makubaliano na kwamba maslahi ya wenyevipande ndani ya Mfuko wa Hatifungani yanalindwa na kuzingatiwa ipasavyo, na Meneja ameendesha Mfuko kulingana na Waraka wa Makubaliano.

## 8.0 TAARIFA YA MWAKA KUHUSU UKAGUZI WA HESABU ZA MFUKO WA HATIFUNGANI

- 8.1 Mwakilishi kutoka Shirika la Wahasibu la KPMG ambao ni Wakaguzi wa Mfuko aliwasilisha muhtasari wa taarifa kuhusu ukaguzi wa Hesabu za Mfuko kwa mwaka ulioishia tarehe 30 Juni, 2023. ilielezwa kuwa taarifa ya Hesabu za Mfuko zilizowasilishwa yaani taarifa ya Mapato na Matumizi, taarifa ya Urari wa Hesabu za Mfuko, taarifa ya Mabadiliko ya Thamani ya Mfuko na taarifa ya Mtiririko wa Fedha umetayarishwa kutoka katika taarifa kamili ya ukaguzi ya Mfuko wa Hatifungani kwa kipindi cha mwaka unaoishia tarehe 30 Juni 2023.
- 8.2 Mwakilishi huyo alieleza kuwa Muhtasari wa taarifa ya hesabu za fedha hauoneshi taarifa zote kwa mujibu wa viwango vya kimataifa

vya utoaji wa taarifa za kifedha (International Financial Reporting Standards (IFRS)). Taarifa ya wakaguzi iliendelea kusema kwamba Muhtasari huo wa hesabu za kifedha siyo mbadala wa taarifa kamili ya hesabu za kifedha iliyokaguliwa. Pia ilielezwa kwamba Muhtasari wa hesabu za kifedha pamoja na taarifa kamili ya hesabu zilizokaguliwa haijumuishi matukio au miamala baada ya tarehe za taarifa ya hesabu za fedha zilizokaguliwa.

- 8.3 Pia mwakilishi huyo alieleza kwamba maoni ya ukaguzi (audit opinion) yasiyokuwa na kasoro juu ya taarifa kamili ya ukaguzi wa hesabu za fedha za Mfuko yalitolewa kwenye taarifa ya tarehe 11 Novemba, 2023 kwa mwaka wa fedha ulioishia tarehe 30 Juni 2023. Taarifa kamili ya ukaguzi kwa mwaka wa fedha unaoishia tarehe 30 Juni 2023 inajumuisha mambo mengine muhimu juu ya ukaguzi wa hesabu za mfuko.
- 8.4 Mwakilishi huyo alihitimisha taarifa yake kwa kueleza kuwa majukumu yao kama wakaguzi wa hesabu za mfuko ni kutoa maoni kama muhtasari wa hesabu za Mfuko unaendana na taarifa kamili ya ukaguzi wa hesabu za fedha na kwa mujibu wa taratibu zao za ukaguzi, ukaguzi ambao ulifanywa kwa mujibu wa viwango vya kimataifa vya ukaguzi (International Standards on Auditing –ISA) 810 (kama ilivyorekebishwa), “Kazi za kuripoti juu ya Muhtasari wa taarifa za kifedha”.

## 9.0 TAARIFA YA MWAKA KUHUSU HESABU ZA MFUKO WA HATIFUNGANI

Mkurugenzi wa Huduma za Kampuni ya Uwekezaji ya UTT AMIS aliwasilisha Taarifa ya Hesabu za Mfuko katika kipindi cha mwaka wa fedha 2022/2023 ulioishia tarehe 30 Juni, 2023.

- 9.1 Ilielezwa kuwa Taarifa ya hesabu za Mfuko wa Hatifungani, imegawanyika katika sehemu kuu nne, ambazo ni Taarifa ya Mapato na Matumizi (income statement), Taarifa ya Urari wa Hesabu za Mfuko (Financial Position), Taarifa ya Mabadiliko ya Thamani ya Mfuko (Statement of Changes in Net Assets Attributable to Unit Holders) na Taarifa ya Mtiririko wa Fedha (Statement of Cash Flows).
- 9.2 Kwa upande wa Mapato na Matumizi, Taarifa ilieleza kuwa katika kipindi cha mwaka ulioishia 30 Juni, 2023, jumla ya Mapato ya Mfuko yalikuwa Shilingi 48,351,089,000 /= ikilinganishwa na Shilingi 27,166,640,000/= kwa mwaka 2022. Mapato haya yanatokana na weledi wa meneja wa mfuko katika kuwekeza kwenye hati fungani za serikali. Pia ilielezwa kuwa jumla ya gharama za uendeshaji kwa mwaka ulioishia 30 Juni, 2023 ilikuwa Shilingi



8,823,531,000/= ikilinganishwa na Shilingi 4,318,978,000/= zilizotumika mwaka 2022, hivyo kufanya Mapato baada ya kutoa gharama za uendeshaji na kabla ya kodi kuwa Shilingi 39,527,558,000/= ikilinganishwa na Shilingi 22,487,662,000/= kwa mwaka wa 2022. Aidha Mfuko umeweza kulipa Gawio kwa wawekezaji kiasi cha Shilingi 34,749,875,000 /= kwa mwaka ulioishia Juni 2023 ikilinganishwa na kiasi cha Shilingi 16,577,941,000/= kwa mwaka ulioishia Juni 2022. Kodi iliyotozwa na Serikali ilikuwa Shilingi 243,403,000/= kwa mwaka ulioishia Juni 2023 ikilinganishwa na Kiasi cha Shilingi 165,468,000/= kwa mwaka ulioishia Juni 2022 . Hivyo, Mfuko ulibaki na faida halisi (baada ya Kodi na Matumizi) ya Shilingi 4,534,280,000/= kwa mwaka ulioishia tarehe 30 Juni, 2023.

- 9.3 Kwa upande wa Urari wa Hesabu za Mfuko, ilielezwa kuwa Rasilimali za Mfuko zilikuwa Shilingi 429,625,151,000/= mnamo tarehe 30 Juni, 2023, ikilinganishwa na Shilingi 222,028,416,000/= mnamo 30 Juni 2022. Dhima za Mfuko zilikuwa Shilingi 8,869,050,000/= mnamo tarehe 30 Juni, 2023 ikilinganishwa na Shilingi 3,337,419,000/= mnamo tarehe 30 Juni 2022. Hivyo thamani halisi ya Mfuko mnamo tarehe 30 Juni, 2023 ilikuwa Shilingi 420,756,101,000/= ikilinganishwa na Shilingi 218,690,997,000/= tarehe 30 Juni 2022.
- 9.4 Katika Taarifa ya Mabadiliko ya thamani ya Mfuko ilielezwa kuwa thamani ya mfuko mwanzoni mwa mwaka yaani Julai 1, 2023, ilikuwa shilingi 218,690,997,000/= ikilinganishwa na shilingi 92,751,982,000 mwaka 2022. Ongezeko kutokana na faida ya Mfuko ilikuwa Shilingi 4,534,280,000/= kwa mwaka ulioishia 30 Juni 2023 ikilinganishwa na Shilingi 6,104,253,000/= mwaka ulioishia Juni 2022, miamala ya vipande (net sales) ilipatikana Shilingi 197,530,824,000/= ikilinganishwa na Shilingi 119,834,762,000/= ya mwaka ulioishia 30 Juni 2022. Hivyo Thamani halisi ya Mfuko tarehe 30 Juni 2023 ilikuwa Shilingi 420,756,101,000/= ikilinganishwa na Shilingi 218,690,997,000/= tarehe 30 Juni 2022.
- 9.5 Kwa upande wa Taarifa ya Mtiriko wa Fedha, ilielezwa kuwa fedha halisi iliyotokana na shughuli za uendeshaji kabla ya marekebisho ya mtaji kwa mwaka ulioishia tarehe 30 Juni 2023, zilitumika Shilingi 801,350,000/= ikilinganishwa na ongezeko la Shilingi 1,701,591,000/= kwa mwaka ulioishia 30 Juni 2022. Aidha fedha halisi iliyotumika kwenye shughuli za Uendeshaji baada ya marekebisho ya mtaji na kodi ya Serikali ilikuwa Shilingi 165,051,267,000/= ikilinganishwa na kiasi cha Shilingi 111,219,193,000/= kwa mwaka ulioishia 30 Juni 2022. Fedha/amana halisi kutoka kwenye vipande ilikuwa Shilingi

164,587,084,000/= kwa mwaka ulioishia 30 Juni 2023 ikilinganishwa na kiasi cha Shilingi 104,352,581,000/= zilizopatikana mwaka 2022. Salio la fedha mwanzoni mwa mwaka 2023 lilikuwa shilingi 2,407,031,000 ikilinganishwa na shilingi 9,273,643,000 mwanzoni mwa mwaka 2022 hivyo Mfuko kubaki na salio la fedha taslimu la Shilingi 1,942,848,000/= kwa mwaka ulioishia tarehe 30 Juni 2023 ikilinganishwa na salio la Shilingi 2,407,031,000/= mwishoni mwa mwaka 2022.

## 10.0 TAARIFA YA MENEJA WA MFUKO KUHUSU UWEKEZAJI

Mkurugenzi wa Idara ya Uwekezaji ya Kampuni ya Uwekezaji ya UTT AMIS aliwasilisha Taarifa ya Meneja kuhusu uwekezaji katika kipindi cha mwaka wa fedha ulioishia tarehe 30 Juni, 2023.

10.1 Taarifa ilieleza kuwa, Mfuko wa Hatifungani ulianzishwa mwezi septemba 2019 na hutoa fursa kwa wawekezaji kupata gawio, mwekezaji huchagua mojawapo kati ya aina tatu za mpango wa gawio (a) Gawio la kila mwezi (b) Gawio la kila nusu mwaka (c) Kukuza mtaji. Mahitaji ya awali ya uwekezaji ni shilingi elfu Hamsini(50,000/=) na kiwango cha nyongeza kisichopungua shilingi elfu tano (5,000/=) kwa wawekezaji wenye mpango wa kukuza mtaji tu. Mwekezaji anaruhusiwa kuchukua fedha zake wakati wowote anaohitaji na bila kutozwa gharama za kutolea [exit load], hivyo kudhirisha kuwa mfuko wa Hatifungani ni fursa maridhawa kwa wawekezaji.

10.2 Taarifa hiyo iliainisha mgawanyo wa uwekezaji wa Mfuko wa Hatifungani ambapo ilieleza kuwa Kampuni ya Uwekezaji ya UTT AMIS ilitumia uzoefu na weledi katika kufikia mgawanyo wa rasilimali kwenye uwekezaji wake wenye kuleta tija huku ikizingatia sera na miongozo mbalimbali inayotumiwa katika uwekezaji. Taarifa ilieleza kwamba hadi kufikia tarehe 30 Juni 2023 mgawanyo wa rasilimali za Mfuko ilikuwa kama ifuatavyo: asilimia 98.01 ziliwekezwa kwenye dhamana za serikali za muda mrefu, asilimia 1.98 ziliwekezwa katika amana za benki za muda maalumu na asilimia 0.01 katika amana na benki za muda mfupi. Hali ya utendaji wa mfuko ni nzuri na shindani ikilinganishwa na kigezo cha ufanisi na maeneo linganifu ambapo kwa mwaka 2023 faida ni asilimia 12.3 ikilinganishwa na asilimia 9.7. Mwasilishaji alieleza kwa kipindi hicho kiwango cha faida kilipungua kutoka asilimia 14.9 hadi asilimia 12.3. Aidha sababu ya kupungua ilielezwa kuwa ni kutokana na kupungua kwa viwango vya faida sokoni.

10.3 Taarifa iliendelea kueleza kwamba ni muhimu kufahamu kwamba Mfuko wa Hatifungani unaruhusu wanachama wake kuuza vipande

- vya wakati wowote hivyo kumpa fursa mwekezaji kupata fedha pindi anapozihitaji. Faida ya Mfuko inatolewa sawa kwa wawekezaji wote ikijumuisha wawekezaji wa kipato kidogo, wa kipato cha kati na wale wenye kipato kikubwa. Taarifa ilieleza kuwa viwango vya faida na ulinganifu kwenye maeneo mengine ya Uwekezaji.
- 10.4 Ilielezwa pia kwamba mwenendo wa uchumi wa Tanzania umekua stahimilivu na imara. Kwa mwaka 2022 uchumi ulikua kwa kiwango cha asilimia 4.7, ikilinganishwa na kiwango cha asilimia 4.9 mwaka 2021. Hata hivyo, kilimo, Ujenzi na Madini vilikuwa vichocheo vikubwa kwa ukuaji wa uchumi katika kipindi hicho. Uchumi kwa mwaka 2023 unakadiriwa kuongezeka kwa asilimia 5.2, ukichagizwa na kufufuliwa kwa shughuli za kiuchumi hususani uwekezaji kwenye sekta ya umma na binafsi nchini. Pato la taifa hutafsiri kiwango na shughuli za uchumi katika nchi. Hali imara na stahimilivu juu ya mwenendo wa uchumi nchini ni muhimu kwa Mifuko ya uwekezaji wa Pamoja inayosimamiwa na UTT AMIS na maeneo mengine ya uwekezaji nchini. Uchumi imara husaidia na kuimarisha thamani ya uwekezaji na huvutia wawekezaji wa ndani na nje ya nchi. Kwa upande wa Mfumuko wa bei nchini hadi kufikia tarehe 30 Juni 2023 ni asilimia 3.6 ikilinganishwa na asilimia 4.4 iliyonakiliwa tarehe 30 Juni 2022. Kupungua kwa mfumuko wa bei nchini kunaashiria gharama za bidhaa na huduma mbalimbali zilipungua kwa mwaka ulioishia Juni 2023 ikilinganishwa na kasi iliyokuwepo Juni 2022. Hivyo basi hali ya uchumi na mwenendo wa mfumuko wa bei ni stahimilivu kiasi ambacho kimwezesha wawekezaji kwenye mifuko ya uwekezaji kuwekeza kwa wingi. UTT AMIS inajitahidi kuwekeza kwenye maeneo yanayotoa faida shindani kuliko kiwango cha mfumuko wa bei.
- 10.5 Kwa upande wa sekta ya benki, kwa kipindi cha mwaka kilichoishia tarehe 30 Juni 2023, utendaji kwa sekta ya benki nchini imeendelea kuwa stahimilivu na yenye faida. Jumla ya rasilimali ziliongezeka kutoka shilingi trilioni 45.7 mwaka 2022 hadi shilingi trilioni 53.7 Juni 2023, ongezeko kwenye rasilimali ni shilingi trilioni 8.0, sawa na asilimia 17.5. Jumla ya amana kwenye benki iliongezeka kwa shilingi trilioni 5.7 sawa na asilimia 20.3 kutoka shilingi trilioni 28.0 Juni 2022 hadi shilingi trilioni 33.7 Juni 2023. Kwa upande wa mikopo imefikia shilingi trilioni 31.5, sawa na asilimia 21.6 ikilinganishwa na shilingi trilioni 25.9 mwaka uliopita. Ongezeko kwenye kiwango cha mikopo kilisababishwa na kupungua kwa masharti na viashiria vya hatari miongoni mwa wateja. Hata hivyo, viashiria vya hatari kwenye mikopo ya wateja wadogo na Taasisi zisizo za kifedha vilipungua ikilinganishwa na mwaka uliopita. Kuimarika kwa sekta ya benki ni muhimu kwa mifuko ya uwekezaji wa pamoja na uchumi kwa ujumla kwani huduma zitolewazo na benki huchochea ufanisi kwenye uchumi. Aidha, hadi tarehe 30 Juni 2023 UTT AMIS imweza kuunganisha mifumo na benki ili kuwezesha wawekezaji kununua vipande kidigitali, hivyo kurahisisha uwekezaji mahali popote.
- 10.6 Mwasilishaji alieleza, namna sekta ya mawasiliano inavyoendelea kuchochea na kurahisisha uwekezaji katika mifuko na huduma binafsi. Taarifa iliainsha kuwa kwa kupiga \*150\*82# au kwa kutumia programu tumizi (UTTAMIS APP) mwekezaji anaweza kufungwa akaunti na kuona uwekezaji wake. Aidha kupitia simu mwekezaji anaweza kuuza na kununua vipande.
- 10.7 Taarifa ya meneja ilieleza kiasi cha Dhamana za Serikali za muda mrefu kwenye soko la awali ni shilingi trilioni 4.3 ikilinganishwa na shilingi trilioni 3.3 mwaka uliopita. Kiwango cha ushiriki kwenye minada hiyo kilipungua hadi shilingi trilioni 4.6 (asilimia 28.1) ikilinganishwa na shilingi trilioni 4.8 mwaka uliopita. Aidha, kiwango kilichokubaliwa na Benki kuu ya Tanzania baada ya mnada kiliongezeka kwa shilingi trilioni 1.2 (asilimia 44.4) hadi shilingi trilioni 3.9. Kwa kipindi cha mwaka mmoja hali ya ushiriki wa wawekezaji kwenye dhamana za serikali za muda mrefu ilipungua ikilinganishwa na ongezeko la ushiriki kwenye dhamana za muda mfupi.
- 10.8 Faida katika dhamana za serikali za muda mfupi zilipungua kwa wastani wa asilimia 3.5 Juni 2023 kutoka asilimia 4.1 mwaka 2022. Ilielezwa kuwa viwango vya riba katika mkopo na faida katika amana vilivyongezeka ikilinganishwa na viwango vilivyonakiliwa mwaka 2022. Aidha viwango vya riba za mkopo katika benki za biashara ni asilimia 16.7 ikilinganishwa na asilimia 16.2 mwaka 2022. Uwekezaji katika amana za benki kwa muda wa mwaka mmoja zilitoa faida ya asilimia 8.2 ikilinganishwa na asilimia 8.0 mwaka uliopita. Viwango vya faida kwenye dhamana za serikali za muda mrefu havikubadilika tangu mabadiliko hayo yafanyike mwezi wanne mwaka 2022.
- 10.9 Taarifa ya meneja ilieleza kwamba katika kipindi cha mwaka mmoja kilichoishia mwezi Juni 2023, viwango vya kubadilisha fedha kati ya Shilingi ya Tanzania na fedha za kigeni vimeendelea kuwa stahimilivu. Thamani ya Shilingi kwa Dola moja ya kimarekani ilikuwa imara na ya kuridhisha, ikisaidiwa na kuwepo kwa hali nzuri kwenye bei za bidhaa na huduma nchini, thamani ya fedha nchini imebaki kuwa imara, ingawa ilipungua thamani kidogo dhidi ya Dola ya Marekani kwa asilimia 1.0 (Tsh 23.4) hadi Tsh 2,339.1 kutoka Tsh 2,315.7 iliyorekodiwa mwaka uliopita.

Ilielezwa pia kwamba uimara wa viwango vya kubadilisha fedha ni muhimu kwa mifuko ya uwekezaji wa pamoja na maeneo mengine ya uwekezaji kwa ujumla kwa sababu husaidia kutunza thamani ya rasilimali ambazo uwekezaji wake upo katika Shilingi ya Tanzania na kuvutia wawekezaji kutoka ndani na nje ya Tanzania.

- 10.10 Ilielezwa kuwa, kwa muda wa mwaka mmoja ulioishia mwezi Juni 2023 kumekuwa na viashiria chanya. Tuliona utoaji wa hatifungani mbili mpya za benki ya taifa ya biashara (NBC-Twiga) na benki ya biashara ya Kenya (KCB-Fursa Sukuk) zilizofanikiwa kufanya vizuri kwani jumla ya shilingi 49.9 zilipatikana. Pia mwezi Novemba 2022, Shirika la Watumishi Housing (WHI) lilizindua Mfuko wa uwekezaji wa Pamoja unaoitwa Faida (Mfuko wa Faida) ambao ulifanikiwa kuvutia wawekezaji na hadi Disemba mfuko ulinakili shilingi bilioni 7.9. Ushiriki katika soko la mtaji na dhamana kwa wawekezaji wa ndani na nje umeimarika kutokana na umma kupata uelewa kuhusu uwekezaji na matumizi ya mifumo ya kidigitali. Taarifa ilieleza kiwango cha ushiriki kwenye eneo la hatifungani za serikali na binafsi kwa mwaka ulioishia Juni 2023, kiwango hicho kimeongezeka licha ya faida kuwa ya wastani. Jumla ya dhamana za serikali kupitia soko la upili imeongezeka kwa shilingi trilioni 0.1, sawa na ongezeko la asilimia 3.1, hadi shilingi trilioni 3.3 kutoka shilingi trilioni 3.2 mwaka uliopita. Jumla ya thamani za Hatifungani za kampuni binafsi iliongezeka kwa shilingi 0.1, sawa na asilimia 2.5 kutoka shilingi bilioni 0.8 Juni 2022 hadi shilingi bilioni 0.9 mwaka huu. Kuongezeka kwa kiwango cha Hatifungani hizo kulitokana na kuorodheshwa kwa hatifungani mpya za SUKUK na Twiga mwezi Desemba 2022. Hatifungani za kampuni binafsi kwa sasa ni; Jasiri bondi iliorodheshwa na benki ya NMB yenye ukomo wa miaka 3 na kiwango cha faida ya asilimia 8.5 kwa mwaka. Fursa Sukuk bondi iliorodheshwa na banki ya KCB yenye ukomo wa miaka 3 na kiwango cha faida ya asilimia 8.75 kwa mwaka, Twiga bondi iliorodheshwa na benki ya NBC yenye ukomo wa miaka 5 na kiwango cha faida ni asilimia 10 kwa mwaka na bondi ya miaka 5 ya Shirika linalotoa mikopo ya nyumba kwa benki nchini (TMRC) iliorodheshwa kwa awamu kwa asilimia 10.48 na asilimia 11.79.
- 10.11 Meneja alitoa taarifa kuimarika kwa soko la Hisa hadi kufikia tarehe 30 Juni 2023, kulikuwa na kampuni 28 zilizoorodheshwa kwenye Soko la Hisa la Dar es Salaam (DSE) zenye mtaji jumla ya shilingi trilioni 15.0, ukubwa wa mtaji wa soko ulipungua thamani kwa kwa takribani shilingi trilioni 0.6 ikilinganishwa na shilingi trilioni 15.6 zilizorekodiwa mwaka uliopita. Vilevile, katika kipindi cha mwaka ulioishia Juni 2023 shughuli za kibiashara katika soko la hisa zilipungua, hii inadhihirishwa na kupungua kwa mauzo kutoka

shilingi bilioni 126.6 hadi shilingi bilioni 107.6 ambayo ni sawa na shilingi bilioni 19.0 (asilimia 15.0). Fahirisi ya Hisa kwa kampuni za ndani za nchi (TSI) ziliongezeka kwa asilimia 4.1 hadi kufikia 4,091.8 huku Fahirisi ya Hisa zote (DSE) ikipungua kwa asilimia 4.0 hadi 1,800.0. Alibanisha kuwa kampuni zilizolipa gawio kwa kipindi cha mwaka mmoja ni TCC (Tsh. 670.0), Twiga ( Tsh.390.0) , TBL(Tsh.290.0), benki ya NMB (Tsh.286.0), SWISS (Tsh. 42.0) na benki ya CRDB (Tsh. 45.0) kwa kila hisa. Hivyo basi, kwa wawekezaji wa aina yote waliowekeza kwenye kampuni tajwa walipata gawio sawa na maelezo hapo juu.

- 10.12 Taarifa iliendelea kueleza kuwa, hadi kufikia kipindi cha mwaka mmoja ulioishia tarehe 30 Juni 2023, jumla ya rasilimali kwenye mifuko ya uwekezaji wa pamoja inayosimamiwa na Taasisi ya UTT AMIS imefikia shilingi bilioni 1,535.4 kutoka shilingi bilioni 996.5. Aidha, kwa kipindi hicho hicho rasilimali ziliongezeka kwa asilimia 54.0 sawa na shilingi 538.9 ikilinganishwa na ongezeko la shilingi 383.7 sawa na asilimia 62.6 iliyonakiliwa mwaka uliopita
- 10.13 Taarifa ya Meneja ilimalizia kwa kuwahakikishia wawekezaji kwenye Mfuko wa Hatifungani kuwa UTTAMIS itaendelea kubuni na kuvumbua fursa stahiki za uwekezaji kadri zinavyojitokeza katika soko ili kuongeza mapato na faida kwa wawekezaji lengo ikiwa ni kuvuka matarajio ya wawekezaji kwa ajili ya maendeleo yao na Taifa kwa ujumla.

## 11.0 MASWALI, MAONI NA MAJIBU

### 11.1 Maswali na Maoni ya Wawekezaji:

- 11.1.1 Mwekezaji alitaka kujua makubaliano yalioko kwenye mkataba wa makubaliano baina ya UTTAMIS na CRDB ambae ni mwangalizi wa mfuko.
- 11.1.2 Mwekezaji aliuliza kama gharama za uendeshaji zimechangia kushuka kwa faida kutoka asilimia 14.9 hadi 12.3
- 11.1.3 Mwekezaji aliomba kufahamu kuhusu mategemeo ya mfuko wa hatifungani kwa mwaka 2024.
- 11.1.4 Kwenye taarifa ya mapato na matumizi kuna gharama za meneja Shilingi 5,822,733,000/=, Mwekezaji aliomba kupata mchanganuo wa gharama hizo ili iwe rahisi kwa wawekezaji kuweza kushauri namna ya kupunguza gharama kama ikitokea kuna ulazima.
- 11.1.5 Mwekezaji aliomba kupunguzwa kwa muda wa kufanya repurchase kutoka siku 10 hadi siku 3 kama ilivyo kwenye mfuko wa ukwasi.

- 11.1.6 Mwekezaji aliomba kupata ufafanuzi kuhusiana na gawio lililo tolewa, maana kwenye ukurasa wa 31 taarifa ya mapato na matumizi, inasema gawio la mapato kwa wenye vipande ni tshs 34,749,875,000/=, lakini ukienda ukurasa wa 34 taarifa ya mtiririko wa mapato, inasema gawio kwa wamiliki wa vipande ni Shilingi 32,943,740,000/=, lakini pia ukurasa wa 36 taarifa ya meneja kuhusu uwekezaji inasema mfuko wa hatifungani umelipa gawio lenye zaidi ya thamani ya Shilingi bilioni 19.1
- 11.1.7 Mwekezaji aliuliza kama ukosefu wa dola za kimarekani umetupelekea na sisi kuathirika kwenye suala la kushuka kwa faida kutoka asilimia 14.9 hadi 12.3
- 11.1.8 Mwekezaji aliomba kufahamu kuhusu upatikanaji wa mkaguzi na hua anatumika hadi lini?
- 11.1.9 Mwekezaji alihoji kuwa kwenye taarifa za fedha upande wa mapato na matumizi, taarifa inaonesha tumepata faida ya bilioni 39.53 na gawio bilioni 34.75 na mapato baada ya kodi tunabaki na bilioni 4.5, kwahiyu mwekezaji alitaka kufahamu hayo mapato baada ya kodi yanaenda wapi?
- 11.1.10 Mwekezaji aliuliza kwanini wasipewe pesa badala ya chakula katika mikutano?
- 11.1.11 Mwekezaji aliuliza kuhusiana na utoaji wa elimu ya uwekezaji, aliendelea kuhoji kwamba UTTAMIS ina mpango gani wa kuendelea kutoa elimu kwa vizazi vijavyo?
- 11.1.12 Mwekezaji alitoa pongezi kwa UTTAMIS kwa uwazi wa taarifa akisema kila kitu kiko wazi kwenye mtandao. Pia alishauri watu watoe pesa kwenye mabanki wazilete UTTAMIS kwasababu kuna faida kubwa, aliongezea akisema tuwe na Imani na taasisi yetu maana amezunguka mabanki mengi ila UTTAMIS inafaida kubwa zaidi.
- 11.1.13 Mwekezaji alitoa pongezi kwa mfuko wa hatifungani kwa kutufikia hapa ulipo, maana ni kazi kubwa imefanyika, pia akaongezea akisema kwa wawekezaji ambao ni wafuatiliaji wanaona kazi kubwa UTTAMIS anayoifanya.
- 11.1.14 Mwekezaji alihoji kwanini aplikesheni ya UTTAMIS hauwezi kuitumia ukiwa nje ya nchi?, akaongezea akisema ni kwasababu inalimit namba za Tanzania peke yake. Aliomba UTTAMIS iwezeshe hiyo aplikesheni iweze kutumika pia na watu waliopo nje ya nchi ili kuweza kumwezesha mwekezaji ambao ni diaspora aweze kufatilia akaunti yake pamoja na kuangalia maendeleo ya uwekezaji wake.

## 11:2 Majibu na Ufafanuzi kwa Maswali na Hoja za wawekezaji

- 11.2.1 Mwakilishi wa UTTAMIS alianza kwa kufafanua kuwa kwa kawaida katika uanzishaji wa mifuko sheria inataka lazima pawe na mkataba ambao una husisha pande tatu ambapo upande wa kwanza ni meneja wa mfuko ambao atasimamia huo uwekezaji kama UTTAMIS tunavyofanya, upande wa pili ni mwangalizi wa Mfuko ambaye sheria inataka lazima iwe ni Benki na upande wa tatu ni mwekezaji ambao atasoma ule mkataba na kukubaliana na vipengele vilivyomo kabla ya kufanya uwekezaji. Aliendelea kueleza kuwa nyaraka hizi huwa zinatayarisha wakati mfuko unaanza, hivyo kunakuwa na waraka wa makubaliano (trust deed) lakini pia tunakuwa na waraka wa toleo (offer document). Mwakilishi aliendelea kuongeza kuwa hizi nyaraka zipo na wakati tunaanza mfuko zinatolewa kwa umma na mara zote tunashauri kila mwekezaji azisome kabla ya kuwekeza. Aliendelea kuelezea kwamba nyaraka hizi zipo kwenye tovuti ya UTTAMIS.
- 11.2.2 Mwakilishi wa UTTAMIS aliwaeleza wawekezaji kwamba faida za soko lote la fedha kwa mwaka huu wa fedha ambao unaishia June 2023 zimeshuka, akaendelea kusema hali kama hizi huwa zinatokea kulingana na maendeleo ya soko na ni hali ya kawaida kabisa na wala wawekezaji hawana sababu ya kuwa na uwoga. Mwakilishi akaendelea kueleza kwa wawekezaji wasiwe na hofu hii faida ya asilimia 12.3 iliyopatikana ni nzuri sana ikilinganishwa na kiwango linganifu na soko. Mwakilishi aliendelea kujibu swali kuhusu gharama za uendeshaji wa mifuko akieleza kuwa gharama za uendeshaji hazikuchangia kushuka kwa faida ya mfuko. Sheria na kanuni za uendeshaji wa mifuko ya uwekezaji wa pamoja Tanzania ina mlinda sana mwekezaji na ndio maana unakuta zile gharama zimepewa kikomo yaani kuna mahali gharama zikifika meneja haruhusiwi tena kuongeza gharama kwenye mfuko kwa maana ya kwamba ni lazima azilipe yeye mwenyewe.
- 11.2.3 Mwakilishi wa UTTAMIS aliwaeleza wawekezaji kuwa kwa sasa mwelekeo ni mzuri na tuna matumani kuwa mwaka ujao yaani 2023/24 hali itakua nzuri zaidi.
- 11.2.4 Mwakilishi wa UTTAMIS aliwaeleza wawekezaji kwamba taarifa ya hesabu iliyoko kwenye taarifa ya mwaka ya mfuko wa Hatifungani inafupishwa lakini kama Mwekezaji atahitaji taarifa nzima, zinapatikana na zimewekwa kwenye tovuti ya UTTAMIS.

- 11.2.5 Mwakilishi wa UTTAMIS alieleza kwamba jitihada kubwa za kupunguza muda wa malipo baada ya ununuzi wa vipande yaani repurchase zinafanyika. Mwakilishi aliongeza kuwa maboresho zaidi yatafanyika kadiri mfumo wa kifedha na malipo itavyokuwa na ufanisi zaidi.
- 11.2.6 Mwakilishi wa UTTAMIS aliwaeleza wawekezaji kwamba taarifa zote zinazoeleza gawio zipo sawa, alianza kuelezea ukurasa wa 31 taarifa ya mapato na matumizi, alisema kuwa hapa tunachukua gharama za gawio zote zilizolipwa na zile ambazo zimetengwa kwajili ya malipo lakini hazijalipwa, katika ukurasa wa 34 taarifa ya mtiririko tunachukua gawio lililolipwa tu, na kwenye taarifa ya meneja ni gawio lililolipwa kwenda kwa wawekezaji.
- 11.2.7 Mwakilishi wa UTTAMIS aliwaeleza wawekezaji kuwa kukosekana kwa Dola za Marekani hakuna uhusiano na kuathirika kwa faida kwasababu mifuko yote ina wekeza kwa pesa ya Tanzania.
- 11.2.8 Mwakilishi wa UTTAMIS aliwaeleza wawekezaji kwamba mkaguzi alipatikana kwa kushindanishwa kwenye zabuni na tunaendelea nae maana anafanya kazi nzuri.
- 11.2.9 Mwakilishi wa UTTAMIS aliwaeleza wawekezaji kwamba mapato yanapopatikana, gharama zote zinatolewa halafu faida wanapewa wawekezaji, akaendelea kwa kusema mfano kwa mwezi faida ya asilimia 1.02 ikipatikana, hapo asilimia 1 tunatoa kama gawio kwa wawekezaji halafu asilimia 0.02 inabaki kwenye mtaji wako. Kwahiyo, bilioni 4.5 ndiyo ilikuwa ongezeko la mtaji na imebaki kwenye mtaji wako.
- 11.2.10 Mwakilishi wa UTTAMIS aliwaeleza wawekezaji kwamba taratibu na miongozo ya uendeshaji wa mifuko hairuhusu utoaji wa fedha badala ya chakula katika mikutano.
- 11.2.11 Mwakilishi wa UTTAMIS alieleza kua elimu ya uwekezaji kwa ujumla kwa Tanzania haina muda mrefu sana, lakini jitihada kubwa zimeelekezwa katika utoaji wa elimu ya fedha na uwekezaji kwa wananchi na vijana vya umri.
- 11.2.12 Mwakilishi wa UTTAMIS alipokea pongezi kutoka kwa mwekezaji juu ya uwazi wa taarifa tunazotoa kwa wawekezaji wetu na umma kwa ujumla.
- 11.2.13 Mwakilishi wa UTTAMIS alipokea pongezi kutoka kwa mwekezaji na kuongeza kuwa jitihada zitaendelea kufanyika ili kupata faida nzuri zaidi.
- 11.2.14 Mwakilishi wa UTTAMIS alipokea maoni kuhusu aplikesheni ya UTTAMIS kuweza kutumika nje ya nchi kwa diaspora na kuhaidi kuyafanyia kazi kwa kuwawezesha diaspora kufatilia uwekezaji wao na kufanya uwekezaji katika mifuko ya UTTAMIS bila kupata changamoto yoyote.

## 12.0 KUFUNGA MKUTANO

Kwa kuwa hakukuwa na masuala zaidi ya kujadili, Mwenyekiti wa Bodi ya Wakurugenzi wa Kampuni ya Uwekezaji ya UTTAMIS aliwashukuru Wawekezaji wote kwa kuhudhuria katika Mkutano huo. Pia aliwahakikishia ya kuwa mawazo na mapendekezo yaliyotolewa katika Mkutano yatazingatiwa na yale yanayowezekana yatatekelezwa. Mwisho aliwatakia heri ya sikukuu za Krismasi na Mwaka Mpya 2024. Mkutano ulifungwa saa 11:37 jioni.

.....  
MWENYEKITI

.....  
KATIBU

.....  
TAREHE

## KIAMBATISHO "A"

### ORODHA YA WAWKEZAJI WA MFUKO WA HATIFUNGANI WALIOHUDHURIA KWENYE MKUTANO WA TATU (3) WA MWAKA WA MFUKO ULIOFANYIKA KATIKA UKUMBI WA MWALIMU NYERERE, DAR ES SALAAM TAREHE 20 NOVEMBA 2022

**KUANZIA SAA 2:30 ASUBUHI**

S/NO	JINA LA MWEKEZAJI
1	ABDALLAH DAVID MLANGWA
2	ABDALLAH MOHAMED ALPHONCE
3	ABDUL SAID MUSHI
4	ABDULKADIR SULEIMAN MBEO
5	ABDULRASHID HAMZA RASHID
6	ABEDINEGO FABIAN AHIA
7	ABEL EMMANUEL MWAKIFWAMBA
8	ABELA JASSON BOCKO
9	ABRAHAM ALEX MWANYIKA
10	ABUBAKAR JABU NYUNDO
11	ABUBAKAR MUSSA MAGHUMBI
12	ADAM WILFRED KISWAGA
13	ADELAIDA EVARISTI MASAWE
14	ADELAIDA JOYCE KAGARUKI
15	ADRIEL RONALD FUGARA
16	ADROPHINA SALVATORY KYEBIROHI
17	AGABITI VICENT PAUL
18	AGATHA CLAUD SWAI
19	AGATHA PETER MTINDI
20	AGNES ALEX KALINGA
21	AGNES BERNAD MASAWE
22	AGNES KONDOWE PONERA
23	AGNES LAWRENCE CHIBWANA
24	AGNES MICHAEL MPAZI
25	AGNES WENCESLAUS MAYO
26	AGNESS HILARY KOLOMBANI
27	AGNESS KOKUHILWA REMIGIUS
28	AGNESS MKATULIA SHIO
29	AGRICOLA AFRICANUS MUSHI
30	AGRICOLLA EMILIAN ASSENGA
31	AHADI RAMADHANI KATIGIRI
32	AHMAD JUMA MCHALAGANYA
33	AHMADI YUSUFU MTOTA
34	AHMED HASSANI ABEID
35	ALBENTINA LEONARD MWAKIBETE
36	ALBERT ANACLET IKONJE
37	ALBERT ANACLET IKONJE (Rep. Subira Joseph)
38	ALBERT HASSAN MILANZI
39	ALBERT OSWARD MAKWAYA

40	ALBERTA NDESARIO KINABO
41	ALEX BEATUS WAMBOY
42	ALEX NDYETABULA NGAIZA
43	ALFEO JUMA MUSSA
44	ALFRED TIMOTHY CHUNGA
45	ALLAN LUKA MWAIGAGA
46	ALLAN RODERICK MAMUYA
47	ALLEN COLMAN SWAI
48	ALLIANCE INSURANCE CORPORATION LIMITED
49	ALLY HASSAN NAMANGAYA
50	ALLY MOHAMED MAPE
51	ALLY RAJABU MSUYA
52	ALLY RASHID MAMU
53	ALODIA JUSTUS WAMARA
54	ALOYS STANISLAUS BUPAMBA
55	ALPHA MPONZA AGUSTINO
56	ALPHAXARD AMOS MWITA
57	ALPHONCE ALEXANDER ASSENGA
58	ALPHONCE IGNAS MUSIBA
59	ALPHONCE JOSEPH MABULA
60	ALPHONCE TEOBARD MWAGENI
61	AMANI ANAELI Mlaki
62	AMANI ELIMELECK NJABILI
63	AMANI ISAYA MKOLA
64	AMANI MATUTU MAHUNDA
65	AMIDA HENERIKO KAGUNDA
66	AMINA HATIBU OTHUMANI
67	AMINA JUMA MSANGI
68	AMINA KUTETA KYARUZI
69	AMORI EDWARD MALEYEKI
70	Amos Paul Nyanda
71	ANAEL PHILEMON MEENA
72	ANANDE DANIELI MBISE
73	ANASTAS JOHNSON XIBONA
74	ANDREAS JOHN HAULE
75	ANDREW ANTHONY MALAMLA
76	ANDREW SILVANO MTALI
77	ANDY ACKIM MWANDEMBWA
78	ANESI SATOKI MAHENGE
79	ANETH MZUMA LWITAKUBI

80	ANGELA PHILOPO MWAIKAMBO
81	ANGELINA HOLLO KIVANDA
82	Angelina Julius Qambade
83	ANGELINA ROGERS SHEHUMU
84	ANIFA SELEMANI MKINGA
85	ANNA ALEX HAULE
86	ANNA BALTAZARY MASSAWE
87	ANNA CHARLES KINYAHA
88	ANNA IBRAHIM SILAYO (Rep. Rehema Silayo)
89	ANNA JONASAI MAPHOLE
90	ANNA LAWRENCE MUHOJA
91	Anna M Mrema
92	ANNA MAJWALA CASSIAN
93	ANNA MBEDE KIKWA
94	ANNA MESHACK KAGYA
95	ANNA NAFTAL KAWICHE
96	ANNA PANTALEO MATERU
97	ANNA RAJABU MBURA
98	ANNA RAMADHANI ZAIPUNA
99	ANNAMOLISIA KENAN CHENGULA
100	ANNASTAZIA ANGETELILE KAJANGE
101	ANNE BENEDICT MUTALEMWA
102	ANNE HERBERT MAPUNDA
103	ANNE YOLAMU SWILLA
104	ANNES ANDREA MWALONGO
105	ANNETH MASALU MALIMI
106	ANSELMI GABRIEL LAIZER
107	ANSHIMINKYA ANDERSON KIMARO
108	ANTHONY MASERO MABOTO
109	ANTHONY PETER SIYOVELWA
110	ANTHONY YUDATADE NDESINGO
111	APANSIA JONATHAN NDOSSA
112	APASIA IGNATIO KAGONJI
113	APOLINARY KLARENSI TAMAYAMALI
114	AQUILINA IGNAS OTTARU
115	ARBOGAST ZACHARIA MSANGAWALE
116	ARON MOSES NASSARY
117	ASHA KHALFANI MZIRAY
118	ASHA RAMADHANI CHOMOLA
119	ASIA JUMA IDDI
120	ASWILE EZEKIA MWAMBEMBE
121	ATHANAS EVARIST BAGENYI
122	ATHANASIA PETER NGOWI
123	ATHUMAN MAULID SHABAN
124	ATU SIMON MWAIPYANA
125	AUDA PONELA KILAGWA
126	AUDIPHACE CLAUDI MUSHI
127	AUGUST BENEDICT KOWERO

128	AURELIA HIPOLITE MUSHI
129	AYOUB ISSA MDEMU
130	AZIZA OMARI NGONYANI
131	BADRIANA SYLVESTER KAIMUKILWA
132	BAKARI OTHMANI HASSANI
133	BAKARI SALIMU MOKIWA
134	BARAKA MARCO MALANYINGI
135	BARAKA RAJAB BARAKA
136	BEATHER SENGEREMA KISHUSHU
137	BEATRICE MASHISA KASHINJE
138	BELANDO MICHAEL NARDO
139	BENEDICTO PASTORY MWESIGA
140	BENEDICTO RENATUS RAPHAEL
141	BENEDICTO SONZWE MAHELA
142	BENSON LUGOBI NALLYA
143	BERNADETH SEBASTIAN MATTO
144	BERNARD PIUSI MSIGWA
145	BERTHA FREDERICK MAMUYA
146	BERTHA THERESA KASAMBALA
147	BERTIN ALFRED MUSHI
148	BESTUS RWENYAGILA KALOKOLA
149	BETRAM BONAVENTURA KISWAGA
150	BETTY REGINALD MCHAKI
151	BINDO SELEMANI MAMBOLEO
152	BLANDINA BERNARD ZACHARIA
153	BONAVENTURA BENEDICT ISHENGOMA
154	BONAVENTURA PHILIP SAGAMILWA
155	BONAVENTURE ISDORY MSIGWA
156	BONIFACE ELISARIA MREMA
157	BONIFACE MATTLE YUMBA
158	BRENDA JOHN SASI
159	BRIAN DAMAS BENJAMIN
160	BRIAN KULWA MOSHI
161	BRIGHTSUCCESS GABRIEL EDWARD
162	BRIGITA NICHOLAUS MAKYAO
163	BRIGITHA STEVEN MREMA
164	BRUNO THADEUS MMASSY
165	Bruno Yusuph Mchatta
166	BRYAN CHRISTIANUS NTWENYA
167	BUGUMBA JUMANNE MASHAMBA
168	BUMA INVESTMENT COMPANY LIMITED
169	BYERA RAHEL MUGINI (Rep. Allan Mhilu)
170	CALISTA LUDOVICK MAKUNDI
171	CAREN MELKIZEDECK MARANDU
172	CAROLYNE ANATHE GAMBA
173	CAROLYNE CHARLES SINGH
174	CAROLYNE NAIMAN MKIRAMWENI
175	CATHERINE JOSEPH NANGALI

176	CATHERINE MARCO VINGILLAH
177	CATHERINE MOHAMED RUTENGE
178	CATHERINE MOSHIRO MBUNDA
179	CATHERINE PATRICK MWAIPOPO
180	CATION AND TRANSPORT WORKER'S UNION OF Z
181	CECILIA KEMILEMBE RUGEMALIRA
182	CECILIA NAKANWAGI KIIZA
183	CECILIA ROMAN AKARO
184	CECILIA YONA MWENISONGOLE
185	CHARLES MARTIN GENGE
186	CHARLES MAYENGA NGASSA
187	CHARLES YOHANA MHINA
188	CHARLES YOHANA PASCHAL
189	CHEGERO ALPHONCE MKAMA
190	CHEKA MWAMBUNGU CHAGGE
191	CHRISTINA DAUD KIMARO
192	CHRISTINA JULIUS OTACHO
193	CHRISTINA NGHELEMBI JOSEPH
194	CHRISTINE NANYIKA HAMZA
195	Christopher Dunny Mmbaga
196	CHRISTOPHER JOHN MWAMBAPA
197	CHRISTOPHER LAWRANCE KANNONYELE
198	CHRISTOPHER MWITA MOSORE
199	CLARICEEVETHA KENAN CHENGULA
200	CLEMENCE QUADRATES KAHAMA
201	CLEMENT ASUKENYE KIBONA
202	CLEMENT GERHARD MPUNGA
203	CLEMENT LAWRENCE KAMULI
204	CLEOPHAS KAMUHABWA NSHEKA
205	CLIFF AHMED CHILIPACHI
206	COFFEE AND WINE CLUB
207	COLETA ROMAN MOMBURI
208	COLETHA EVARIST MISSANA
209	COLETHA JEREMIAH CHUMA
210	Colman Mrana Ngainayo
211	CONSOLATA CHRISTINA JOSEPH
212	CONSOLATA ELIAS MBENA
213	Cosmas Silvestar Komba
214	COSTA NEHEMIA MUNISI
215	CRDB INSURANCE COMPANY LIMITED
216	CRISPIN BRUNO MOMBE
217	DAFROSA CONRAD MANENO
218	DAKULU PHILIP MBELWA
219	DALILA HUSSEIN MIRRY
220	DALISO JOYCE MWIDADI
221	DAMAS JUMA KAYERA
222	Daniel Eliabu Urio
223	DANIEL GODFREY MANDARI

224	DANIEL JOSEPH MUGANYIZI
225	DANIEL RICHARD JUMA
226	DANIEL SAMWEL ZAKARIA
227	DARIO BATHROMEO MWANJELILE
228	DASTO CHAULA MWAKABANA
229	DAUDI FRANKLIN MTEI
230	DAUDI MUTALEMWA RWIZA
231	DAUDI NGWANDU SAGUDA
232	DAUDI YAKOBO NDAGAMBANIWE
233	DAVID GREYSON MNZAVA
234	DAYANA JACTAN KIHOMBO
235	DCTW SACCOS LTD
236	DEMETRIA KOKULAMUKA NGILWA
237	DENICE CYPRIAN KAMUGUMYA
238	DEODATUS KENAN CHENGULA
239	DEOGRATIAS RUTA WILLIAM
240	DEUSDEDIT LEON SIMBAKALIA
241	DEUSDEDITH THADEO KABUZI
242	DEVIS BARA SIMBILA
243	DIANA DOREEN MAKOMBE
244	DICKENS ROBERT MWEGOHA
245	DICKSON JACKSON KIMARO
246	DIDAS MAJALIO MLYAUKI
247	DIDAS WILIRICK SHAO
248	Dilip Raju Thawery
249	DINAH BATEGEREZA GASARASI
250	DINNAH DAVID DAUD
251	DISMAS RAPHAEL NTABINDI
252	DOMINATHA FREDRICK ISHENGOMA
253	DOMINIC EMMANUEL MWALUKO
254	DOMITILA FABIAN SAMIKE
255	DOMMY KAIZA MELKIZEDEK
256	DONALD NZAGA WARIOBA
257	DONATHA PAUL HAULE
258	DORAH EMIL MUTASA
259	DORAH LUCAS NJAU
260	DORCAS RICHARD BANZI
261	Doreen Philemon Kaindoa
262	DORICE EZEKIEL MLENGE
263	DOROTHEA FRANK MHANDO
264	DOROTHY ALFRED MKIRAMWENI
265	DOROTHY ANDREAS MANDWA
266	DOROTHY CATHERINE KIHAMPA
267	DOROTHY CHRISTOPHER NDEGE
268	Dorothy Ngwanishi Magesse
269	DORTHY WILLIAM MALUNGA
270	EDDA ABDALLA KONDO
271	EDITH ATHANASIO MWAMASIMBI



272	EDITH BAISI WILLIAM
273	EDITH EZEKIEL ISSAKA
274	EDITH MASHASI MICHAEL
275	EDNA ELIAPENDA LEMA
276	EDNA ESTHER DIALLO
277	EDNA LEON MAWOLE
278	EDNA MATHEW KANZA
279	EDNA RICHARD MAGOGO
280	EDNA SALUM MAFITA
281	EDSON OSCAR HIMA
282	EDWARD ABEL SIAME
283	EDWARD BERNARD AMANI
284	EDWARD ELIAH MHAMILAWA
285	EDWARD NZIRIYE NDEKA
286	EDWARD RICHARD WANDWALO
287	Edwin Geleja Emmanuel
288	EDWIN MAJUTO BARASA
289	EDWIN MUSASA BAKALEMWA
290	ELCT AND SACCOS
291	ELEONORA MATHIAS MROSSO
292	ELESIA DAVID MWANDIGA
293	ELIA PKMADULESI
294	ELIAS BONIPHACE KULWA
295	Eligius Francis Lyamuya
296	ELIMINATA DIDAS TESHA
297	ELIPENDO YONA MAKALA
298	ELIREHEMA NITWA MSEMEMBO
299	ELISARIA AMOS KISANGA
300	ELISONGUO ELISAMIA
301	ELIYUKO YESSAYA MMBAGA
302	ELIZABETH BATHOLOMEO JOHN
303	ELIZABETH DOSLA GEAY
304	ELIZABETH EMANUEL TEMBA
305	ELIZABETH GODWIN MAHENGE
306	ELIZABETH JOHN MASOLWA
307	ELIZABETH KEMILEMBE MWIJAGE
308	ELIZABETH MENGO MWASANGA
309	ELIZABETH MOSTA MUSA
310	ELIZABETH RICHARD MWAIKEMWA
311	ELIZABETH ROBINSON KUPATIKANA
312	ELIZABETH ROGERS NKIKO
313	ELIZABETH SAMSON MTENDA
314	ELLY GADIEL KOKA
315	Emajacqueline Jacob Mtambo
316	EMANUEL HARRISON NGOWI
317	EMANUEL STEPHANO ISSA
318	EMANUELA SELESTINE MKENDA
319	EMELIANA JENGELE KIMOLA

320	EMELIANA ODDO MWINGIRA
321	EMIL FELIX KOSAMU
322	EMILIAN PASCHALIS BUSARA
323	EMMA VEDASTO KALATUNGA
324	EMMANUEL ANICETH OLOTU
325	EMMANUEL ANTHONY TEMBA
326	EMMANUEL ERICK MARO
327	EMMANUEL GIDION KAPUNGU
328	EMMANUEL JACOB MTAFYA
329	EMMANUEL JOSEPH DAFTARI
330	Emmanuel Kabyemela Kagya
331	EMMY CASIAN KACHALI
332	ENGTRAUDA PIRMIN MUMBA
333	ENOCK ERNEST LYIMO
334	ERASTO MICHAEL GWIMILE
335	ERIC INNOCENT NJOVU
336	ERICA CHARLES MUGOMOKE
337	ERICK JANKEN NDEDYA
338	ERNEST CHRISTOPHER ELIAS
339	ERNEST ELISAMEHE LAWUO
340	ESHISARIA RUNDIA KIMARO
341	Esta Malisa Luiza
342	ESTER ELIAS KAHABI
343	ESTER JOSEPH MWAMWALA
344	ESTHER DAUDI KALEGI
345	ESTHER EMIL MUTASA
346	ESTHER FRANCIS MDACHI
347	Esther Medard Kubalyenda
348	ESTHER RHODES MONGI
349	ESTHER SAMSON KWILASA
350	ESTHERSONIA VICTOR SAMLA
351	ETHAN FRED MKUYI
352	ETHAN HERI KENAN CHENGULA
353	EUGEN ROBERT LINDUGANI
354	EUGENIUS KASHANGAKI KABASHANGA
355	EUNICE AUGUSTINO NYIMBI
356	EUNICE JERY KARUNDE
357	EVA CHRISTOPHER GIKANKA
358	EVANCE SALVATORY RWOMURUSHAKA
359	EVARIST GWAJE ISDORY
360	EVELYNA JOHN GASPER
361	EVELYNE MUKASHASHA RWEJUMULA
362	Evena Yumatade Ndesingo
363	FABRICIOUS FADHILI NGAJILO
364	FADHILA NAFTALI SOGAMILE
365	FAIDA EMIL MBUYA
366	FAITHLULU DAVID ALEX
367	FAMILY ALLY LUNENGE

368	FARAJA MBOGO MAKALA
369	FATUMA ALLY ZAYUMBA
370	FATUMA HAMISI KISANGILE
371	FATUMA MOHAMED MAHUMBI
372	faudhati kokushekya ibrahim
373	FAUSTIN RWESHABURA KAMUZORA
374	FEDILIA EXAUD URASSA
375	FEEDTAN CMG
376	FELEFU DOMU MAGAKA
377	FELIX SALEWI MWANGA
378	FIDEA JOHN MBELWA
379	FIDELIA EPAFRA KIRIHO
380	FILBERT HENDRY TARIMO
381	FILBERT NDEKARISHO BERNARD
382	FILOMENA VITALIS NAMUBA
383	FLORA DANIEL KIMARIO
384	FLORA NYAMBO MINJA
385	FLORA PETER MNZAVA
386	Florah Starson Mrema
387	FLORENCE CATHERINE MWALE
388	FLORENTINA FELIX MUKANDALA
389	FLORENTINA MARKO MGELEKA
390	FLORIDA A MUNUO
391	FRANCE PETER TARIMO
392	FRANCIS BRUNO HINJU
393	FRANCIS JOSEPH COSMAS
394	FRANCIS JOSEPH NYERERE
395	FRANCIS KULWA NZUKI
396	FRANCISCA ASSENGA
397	FRANCISCA FELIX MASIKA
398	FRANK BERNARD SAIMON
399	FRANK CASMIRY ASSENGA
400	FRANK CHRISPIN CHACHA
401	FRANK DAVID AARON
402	FRANK ELIA KADUMA
403	FRANK ERASMUS BITAROHIZE
404	FRANK FULJENCE MANYERI
405	FRANK GEORGE MUSHI
406	FRANK GERVAS MASHALO
407	FRANK JOSEPH NTANDU
408	FRANK OSCAR RWECHUNGURA
409	FRANK PETER MLAY
410	Fraterine Lawrence Munale
411	FRED AHMED FANDEY
412	FRED JOSEPH NTANDU
413	FRED MAKOSEO OBINYA
414	FREDERICK NARCIS MTONGA MLOKA
415	FRENK MUKIZA SEPERATUS

416	FREZA MLWAFU BWALYA
417	FRIDA JAMES MINJA
418	FRIDA JOHN MSALLANGA
419	FURAHA ROGATH MIRISHO
420	GADI ESTOMIH MASSAWE
421	GAE KASARA KATUMA
422	GEBRA DAVID MDOE
423	GENEROSA JOSEPH RUTAIHWA
424	GEOFFREY GAMALIEL KANZA
425	GEOFFREY YORAM YAMBAYAMBA
426	George Oscar Changa
427	GEORGE BUCHARD MKULASI
428	GEORGE IGNAS LIGHUDA
429	GEORGE LWIDIKO KABEREGE
430	GEORGINA PAUL LYAKURWA
431	GERALD EVARIST NJIMBA
432	GERALD ROBERT TESHA
433	GERVAS JOSEPH KAVISHE
434	GERVASE RUTAGERUKA RWEKAYURA
435	GETRUDA JOSEPH IBRAHIM
436	GETRUDE ADELARD NGUMA
437	GILBERT ALFRED BIGILIMANA
438	GILBERT ERNEST LYARUU
439	GILBERT SIMON MROSSO
440	GILLIAN LUCY KAMNA
441	GILLIARD BARAKAEL MASSERI
442	GLADNESS FURAHAEI MTANGO
443	GLADNESS MUKEMFULA RWEJUMURA
444	GLADNESS WILLIAM KAWICHE
445	GLADWELL ERICK MARO
446	GLADYS YUSTO MANOJELA
447	GLORIA BIGANDA LUMBUGU
448	GLORIA GABRIEL RWAKIBARILA
449	GLORIA LAMECK MATERU
450	GLORIA MARTIN MWINSHEHE
451	GLORIA RIDHIKI YAMWAKA
452	GLORY FAUSTINE MANGOLI
453	GLORY FLORENTINE KIMARIO
454	GODFREY TINDAHENILE DENIS
455	Godfrey Adeline Kavishe
456	GODFREY AZANIA ARESTARICKO
457	GODFREY MASALU MCHELE
458	GODLOVE ALFRED NASSARY
459	GODWIN ADIEL LEMA
460	GODWIN DAVID NDOSSI
461	GODWIN ELIAS MNZAVA
462	Godwin Gabriel Rwakibarila
463	GOODCHANCE AMINIEL MARIKI

464	GOODLUCK CHRISTOPHER MANTIRI
465	GOODNESS JEROME MREMA
466	GRACE ELINEEMA NABURI
467	GRACE PETER MKIRAMWENI
468	GRACE TIMON VITALIS
469	GRASIELA KLETUS NJUU
470	GRAYSON GASPER MAUKI
471	GREYSON ONESMO METILI
472	HADIJA RAMADHANI HALFANI (Rep. Hartt)
473	HADIJA SAIDI RAJABU
474	HALIMA ATHUMANI MNKANDE
475	HALIMA HUSSEIN KASHUMBA
476	HALIMA JUMA LEMA
477	HALIMAJOSEPH MBEGALO
478	HAMIDA ADAM LASHIKONI
479	HAMIDA HASSAN KOMBO
480	HAMISA OMARY ALLY
481	HAMISI MAGULYATI LYANGAMBA
482	HANIFA ABDALLAH BADRU
483	HAPPINESS DAVID MULOKOZI
484	HAPPINESS K FELIX
485	HAPPY CHARLES OGARE
486	HAPPY EMMANUEL MCHOME
487	Happyness Holizana Francis Mayila
488	HARIETH MSEKWA HELLAR
489	HAROUN DAUSON MWAKIBETE
490	Hassan Ally Sinda
491	HASSAN RAMADHANI MNYONE
492	HAWA ABDALLAH MSUYA
493	HAWA JUMANNE SALUM
494	HEAVEN PETER MACKYAO
495	HELEN MARILYN CHOTTAH
496	HELENA NTAHENA SANGA
497	HELENA SIMON MAJILANGA
498	HELLEN ASTARIKO NYAHONGO
499	HELLEN DAMIAN TEMBA
500	HELLENA JOEL SHIMBA
501	HENRY BUDODI MAGWISHA
502	HENRY JOHN CHACKY
503	HERIGARD EDWIN MARO
504	HERINE ELIEWAHA MSHANA (Rep. Desmond Msha)
505	HERMAN HERMES KAWANDAKAMU
506	HERRY KAYOGELA NDABAGA
507	HIDAYA RASHIDI KAMBI
508	HILDA ALOYCE LUHOMBO
509	HILLARY SIMON TOWO
510	HINDU HAMISI GOGORAH

511	HONORATA RAYMOND WANGIFEDHA
512	HONORATHA EMILLIAN TESHA
513	HURBERT ARBOGESTY MSUYA
514	HUSEIN FAZAL MANJI
515	HUSNA ABBA KIYOGOMO
516	HUSNA HAJI KAVISHE
517	HYASINTER NDEWINGIA TARIMO
518	ICULOUS GENERAL INSURANCE COMPANY LIMIT
519	IDDI RAMADHANI MARISA
520	IKBAL MOHAMED SONGORO
521	ILLUMINATA JONAS MELEWAS
522	ILLUMINATHA NKORONGO MATINDI
523	ILUMINATA ALPHONCE MSANYA
524	IMAKULATA ADERICK FRANCIS
525	IMANI ANDREW SHAYO
526	IMANI JACOB KISIWA
527	IMELDA DANIEL MTWEVE
528	IMELDA ERNEST MGIMBE
529	IMMACULATA ROBERT NKYA
530	IMNA ISSA MALELE
531	INNOCENT JAMES MATEMBA
532	INNOCENT KANUTH KILAMWEGULA
533	INNOCENT TIBENDA
534	INNOCENT YUSUPH MAHALI
535	IPYANA PHILBERT MWANKEMWA
536	IRENE COSTANTINE MTOBESYA
537	IRENE DAMAS KIMARIO
538	Irene Mkwawa Kasyanju
539	IRENE MWARUKA CHUWA
540	IRENE STEPHEN MWIGUNE
541	ISAACK GUNZE PETER
542	ISACK JOSEPH LAIZER
543	ISSA MOHAMED WAHICHINENDA
544	ISSAH MRISHO SHIJA
545	JACKSON HENRY CHACKY
546	JACKSON LEONARD NSIGAYE
547	JACKSON RICHARD MUSHI
548	JACOB MARTIN MULIKUZA
549	JACQUELINE GODSON SARIA
550	JACQUELINE INNOCENT NJOVU
551	JACQUELINE JACOB TEMU
552	JACQUELINE JOSEPHINE MWINYIMVUA
553	JACQUELINE JOYCE KULWAH
554	JACTAN DAMIAN KIHOMBO
555	JAIROS YAHYA FWIMI
556	JALILI KIDERENGWE NGODA
557	JAMES ANASE MTEI
558	JAMES JULIUS TOCTA

559	JAMES PAUL MANJOGE
560	JAMES PHILBERT MPELE
561	JAMILA NDOSSI MATOLA
562	JAMILU JUMA MBARUKU
563	JANE JOHN SHADRACK
564	JANE RODGERS MUGYABUSO
565	JANE WILSON SAWALA . .
566	JANETH LAWRENCE NYARUGEZI
567	JAPHET RAZIEL NYAMBO
568	Jaqueline Innocent Ndamugoba
569	JASTIN THOMAS KIMAMBO
570	JAYANT PREMJI VAGHELA
571	Jeanette Jazzmine Kahama
572	JENIPHER OSMUND NOMBO
573	JENIVA JOHN RWEBIGENE
574	JEROME CHRISTIAN MARIJANI
575	JESCA MARTIN GABAGAMBI
576	JESERED SWAI KUNDANKIRA
577	JESKA LEONI MGEGELA
578	JESSICA SYLVESTER SHARAU
579	JETRIDA CHRISTIAN KYEKAKA
580	JINA LA MWEKEZAJI
581	JOACHIM FOCUS MUSHI
582	JOAN THELMA RASHID
583	JOHANSEN JONATHAN KAHATANO
584	JOHARI ISSA BULIRO
585	JOHN CHRISTOPHER MABULA
586	JOHN EMMANUEL LYIMO
587	JOHN FESTO NSABE
588	JOHN GREYSON MSENJI
589	JOHN LUTHER NAKOMOLWA
590	JOHN NAKIJWA LUSINGU
591	JOHN OBACH WASONGA
592	JOHN PHILIPO KARAGO
593	JOHN SYLVESTER SHARAU
594	JOLANDA ALOIS SONGORO
595	JONES MWOMBEKI RUGAKINGIRA
596	JOSEPH ANDERSON MWASAGA
597	JOSEPH ANTHONY KULIJA
598	JOSEPH JOHN MBEYALE
599	JOSEPH NICHOLAUS URASSA
600	JOSEPH ROMANUS EVARIST
601	JOSEPH SAYO MWITWA
602	JOSEPH SUITING KAWICHE
603	JOSEPH WAMBURA MATIKO
604	JOSEPHAT KALEBI SENKUNDE
605	JOSEPHAT SALVATORE MASANJA
606	JOSEPHER EDWARD MURU

607	JOSEPHINA ERASTO OYOO
608	JOSEPHINE ASIIMWE JORAM
609	JOSEPHINE EMILY PALLA
610	JOSEPHINE MWANYIKA MSANGI
611	JOSHUA ZEPHANIAH MGEYEKWA
612	JOSIAH LLOYD MURUVE
613	JOYCE AARON SHIMBA
614	JOYCE FELIX KIWARA
615	JOYCE FELIX TEMU
616	JOYCE JOEL NKEMBO
617	JOYCE JOHN BUTOTO
618	JOYCE JULIUS RUGUNA
619	JOYCE MAPANJE MWENYEHERI
620	JOYCE MUURA CHIRAGWILE
621	JOYCE MZEE MSHANA
622	JOYCE SAMWEL YUDA
623	JOYCE SOSTENES MWANO
624	JUDITH ELIAS MSHANA
625	JUDITH HUMPHREY MAEDA
626	JUDITH JOHN GWIMILE
627	JUDITH JUSTIN NKYA
628	JUDITH SALEMA PHILIP
629	JUHUDI SOCIAL CLUB
630	JULIANE ANDREW MASSAWE
631	JULIETH GODWIN ULEDI
632	JULITHA JOHN MWANGAMILO
633	JULIUS ALLY MUGINI
634	JULIUS AUGUST SHAO (Rep. Julius August Shao)
635	JULIUS STANLEY MJENGA
636	JUMA BAKARI MUSSA
637	JUSTI STEPHEN MASAU
638	JUSTICE VALENCE
639	JUSTINA ABRAHAM MSIGWA
640	JUSTINA PROTAS KARATA
641	JUSTINE PETER MAGODA
642	KABULA GUNYESHA DADI
643	KADOGO ROSEMARY MASHALO
644	KAINI BACHUNGE KAPYELA
645	KALISA CHARLES SHELEMBI
646	KANAUCHA JUSTINI MASAMU
647	KANCHINDO FAUSTINE RUTAHOLE
648	KAUNDA ARTHUR MWANYANJE
649	KAUSAR SHERALI JERAJ
650	KEFA MELKIZEDECK MHAPA
651	KELVIN MANASEH NDANSHAU
652	KEMA NTOBI MAGULYATI
653	KENNEDY ISRAEL KAGANDA
654	KENNETH ROGERS NKIKO

655	KESSY RASHID MTAMBO
656	KEZIA MISHAEL SWERE
657	KHADIJA ADAM LASHKON
658	KHADIJA NOOR OMAR
659	KHADIJA SHARIF AHMED
660	KHAMISI THABITI NGANGILA
661	KILEN ALEX MALUGU
662	KILUVYA LUTHERAN CHURCH SACCOS
663	KING'S FINANCIAL SERVICES LIMITED
664	KISSA JORDAN KIBASI
665	KITUMARI THOMAS MASSAWE
666	KLEMMIE IMWAGA MAJAMBA
667	LAMWECK SHIKUSIRYAEI KWAYU
668	LAURENCIA EZEKIEL MGALATA
669	LAZARO MANTIRI MBISE
670	LEA MESHACK NZUNGU
671	Leah Ignas Ndunguru
672	LEBEKA DAVID MWALUSANGA
673	LEOCADIA PANTALEO NJAU
674	LEOCARDIA ALFRED KYAMANYWA
675	LEODGARD AUGUSTINO MUNDA
676	LEONARD ALOIS KIMIGU
677	LEONARD GABRIEL MALEMBO
678	LETICIA EVARIST KWEBE
679	LETICIA KOKUGONZA PROSCOVIA
680	LETICIA MABAGALA COSTANTINE
681	LETICIA MSITILIMEMBE CHAMBILA
682	LETICIA SAMWEL KATO
683	Levina Abdilahi Temba
684	LEVINA LONGINUS KAGARUKI
685	LEYA BURHANI NGUYA
686	LIGHTNESS LOVENESS ELIHAKI
687	LILIAN JOHN NTENGA
688	LILIAN JULIUS MSUYA
689	LILIAN KOKUSHERULA NYOMBI
690	LILIAN MAINASON MKAMA
691	LILIAN MOHAMED KALINGA
692	LILIAN STANFORD SHAO
693	LINDA LEONIDACE LWANGA
694	LLOYD LEVIS SIMTOWE
695	LOIS GOODYEAR MBUNA
696	LOUIS YUDATADE NDESINGO
697	LOVENESS ZEDEKIAH NJOGELA
698	LUCIA ALDO LIKASI
699	LUCY BECKSON MWAKISONGO
700	LUCY BLASI MASSAWE
701	LUCY KENAN NJUSI
702	LUCY PATRICK MGHENYI

703	Luka Julius Kibuba
704	LUSAJO MBONILE MINGA
705	LUSEKELO ABEL KIHESYA
706	LUSUBILO FREDRICK MALAKBUNGU
707	LUTGARDA PASCAL NTUMBA
708	Luth Edward Mligo
709	LYDIA GEORGE KAYUNI
710	LYDIA GODWINE MWANUZI
711	LYDIA MUTABINGWA NOBERT
712	Lyison Thomas Kalulunga
713	MABRUKI ISSA MCHINA
714	MABUKO ELIYA MASATU
715	MACLEAN KASSENGA MBONILE
716	MAGDALENA ALBANO MLAPONI
717	MAGDALENA FRANCIS KIHIIYO
718	MAHIJA YUSUPH MAIMU
719	MAJIRANI SOCIAL CLUB
720	MALEHE COSMAS SETTA
721	MAMELTHA SIMON LUMELEZI
722	MARCO CONSTANTINE KASUGA
723	MARGARETH AIDAN CHECHE
724	MARGARETH SEMKIWA
725	MARIA ALLY ITUKA
726	MARIA EDWARD MMBANDO
727	MARIA JOSEPH NDIMBO
728	MARIA LULU KINUNDA
729	MARIA MTOROBO KIMARIO
730	MARIA PAULO MALANDO
731	MARIA ROBERT POLEPOLE
732	MARIAM BAKARI MLELI
733	MARIAM DANFORD GUJA
734	MARIAM FREDRICK CHAVALA
735	MARIAM IBRAHIM NGWADA
736	MARIAM MASOUD MAHUGU
737	MARIAM RAJABU MAVURA . .
738	MARIAM YOHANA PILLA
739	MARIAMU MASANZA SHABANI
740	MARIAMU YAHAYA MUSSA
741	MARIETH JOHN HYERA
742	MARIETHA ANASTAZIUS MULYALYA
743	MARTHA BARNABAS KABUZYA
744	MARTHA HARRIET TSERE
745	MARTHA MARTIN KADINDA
746	MARTHA PAULO NYALUSI
747	MARTHA STANLAUS SENI
748	MARTIN JAIRO OKEYO
749	MARTIN MCHANJILA
750	Marwa Joseph Maisori

751	MARY DAWITE AWE
752	MARY FRANCIS GOWELE
753	MARY GEOFFREY KANZA
754	MARY HAZEL NAMPILI
755	MARY ITILAN MBWILO
756	MARY JOHN SAID
757	MARY MALLY
758	MARY MLAU
759	MARY MUSHI LUDOVICK
760	Mary Pochi Kibira
761	MARY RAPHAEL MBARUKA
762	MARY SALOME KISOKA
763	MARY WOLFGANG LYIMO
764	MARYANA BARNABA KAYANI
765	MARYPELLE KARUNGURA KALWERA
766	MATERN AUGUSTINE TARIMO
767	MATHIAS ZAKAYOFUMBUKA
768	MATILDA MARGARETH SHIRIMA
769	MATILDA SIMBO MASSAWE
770	MATOBOLA MIHALE KIGANZA
771	MATRIDA SIMFUKWE
772	MAUREEN SAMWEL MUGELE
773	MAUYA OMARY MSUYA
774	MBWANA SOUD MAGOTTA
775	MECTILDA BACHUBILA RUKOJO
776	MENRAND LAWRENCE KAMBEWE
777	MERCY JOHN SALEMA
778	MERCY VERONICA KANYOSA
779	MERCYLINE DAVIS NTENGO
780	MERINA ADAMSON MWAKYAMBIKI
781	METHOD AMBROSE BULONGELEJE
782	MEXICO SANIEL SHOO
783	MICHAEL EDAMIA KAHEMELA
784	MICHAEL JULIUS NICHOLAUS
785	MICHAEL RAPHAEL MSHIGHWA
786	MIDLASTER GAMALIEL KANZA
787	Mika Kiringa Sebastian
788	MILLIMO YAHYA THABIT
789	MINNA MTAITA MBEMBA
790	Miriam Godfrey Msuya
791	MIRIAM MOSHI KABAKA
792	MKUMBO EDSONI MSENIGI
793	MKWAWA COMPLEX ALUMNI 1978-1988
794	MNYAKU FAMILY-MWENGE
795	MODESTA PAULO MBASHA
796	MODESTER FRANCIS FUMBUKA
797	MOHAMED ABDALLAH ALPHONCE
798	MOKILI KIRAMBO MKARE

799	MOLLAND MKAMBA MASHOMBO
800	MONICA ALOYCE MSAKY
801	MONICA METHUSELA LUGERA
802	MOSES FREDRICK MDIMU
803	MPOKI ROBERT MWAKALINGA
804	MRINGI ISAKI SHAYO
805	MSAFIRI ALLAN SHOMARI
806	MSHAMMA KUYELLA MUSSA MSHAMMA
807	MSHIKAMANO GROUP
808	MTESIGWA STEPHEN MKAMA
809	MUHAMUDU HARUBU KANKWANZI
810	MUHIDIN ABDI MURO
811	MUSTAPHA ABDALLAH YUSUFU
812	MWANAIMANI MADHEHEBU TULI
813	MWANAKOMBO OMARI JUMAA
814	MWIJAGE ARNOLDUS NJUNWA
815	MWINYIHIJA SHABANI IDDI
816	MWITA KAMBERA WANCHARA
817	MWITA NKIRI MACHOKE
818	MWIZARUBI EDWIN NYAINDI
819	NANCY SALUMU KIMWERI
820	NATHAN KENAN CHENGULA
821	NATHAN SALUMU KIMWERI
822	NATHAN SALUMU KIMWERI
823	NDEALIMBYE JOEL DASSU
824	NEEMA ANSELIM KIWANGO
825	NEEMA ASUMITE MUSOMBA
826	NEEMA JOHN MBORA
827	NEEMA JUMANNE KIROGA
828	NEEMA WILSON KIMARO
829	NELSON RICHARD WANDWALO
830	NESTORY NICKSON NYAGENDA
831	NGEJEJA ATHUMANI MCHARO
832	NGOME SACCOS LIMITED
833	NICHOLAUS MALANDO GREGORY
834	NICHOLAUS WILLIAM MAUYA
835	NIRRAH SHABANI CHEMCHAM
836	NITIKE WILLIAM KAJANGE
837	NKESEMARY KITUNDU MKUMBO
838	NOAH RICHARD MWAIPOPO
839	NOBERT SHIRIMA
840	NOEL EUSEBIUS MBONDE
841	NOEL SAMSON KAZIMOTO
842	NOLE RURAL SAVINGS AND CREDIT COOPERATIVE
843	NURU THABIT CHIMWENDA
844	NUTAN SAILESH SHAH
845	NYAKIMURA MATHIAS MUHOJI
846	NYAKOREMA SAMMY MOSABI

847	NYAMORONGA JOHN NYAMORONGA
848	NYAMWERU AUGUSTINE FASHE
849	NYANGI CHARLES NYAMSEKELA
850	NYOTA GROUP
851	NZOTA JAMES YONAZI
852	O MAHIMBO SEMBUA (Rep. Asunguhye Bethania Lu
853	ODILIA MICHAEL MACHA
854	OKOCHA DASTAN MACHIMO
855	OLIVER RAPHAEL ACHIULA
856	OMARI MAPANDE OMARI
857	OSWIN DONATUS MTAMILA
858	Othuman Sadiki Msangi
859	PAMPILIUS IMANI RUSHOKE
860	PART ASIFIWE MALILA
861	PASCHAL CLAYFORD MSHANA
862	PASKAS MASHOTO GAMBA
863	PASKAZIA RWEASIRA NTINABO
864	PATRICIA GERALD MWAISONDOLA
865	PATRICK CHIMOTTO MUGA
866	PATRICK EDWARD NSANGIZYO
867	PAUL NANAGI SANKA
868	PAULINA KALINDWANA MKONONGO
869	PAULINUS KWILIGWA KASUBI
870	PAULO ELIYA MAGOGWA
871	PAXINA CRISPIN LUSHAKO
872	PEACE GEMA SARAJUDIN
873	PENDO MARTHA JOSEPH SHAYO
874	PENINA CLEMENT KILANGA
875	PERPETUA DONALD MAUNGO
876	PERPETUA KENNETH MUWOWO
877	PETER EDWARD NSANGIZYO
878	PETER FRANCIS FUMBUKA
879	PETER MAGOTI NYAMBASI
880	PETER MARKO SHILLA
881	PETER MGANYIZI PLACID
882	PETER RAJABU KAVISHE
883	PETER TIMOTHY NGULUMA
884	PHILIPA ALEXANDER KIBONA
885	PHILIPO MSAFIRI MAPUNDA
886	PHILIPO MTASONGA MAGESA
887	PHILLIP JAMES MGONJA
888	PILLY MKUMBWA IBWE
889	PINDI HAZARA CHANA
890	PIUS SALVATORY RUGAKINGIRA
891	POLYCARP INYASI SALLU
892	PRAXEDA PAUL BABYBONELA
893	PRISCA JOSEPH MAYAYA

894	PRISCA PETER MALINDA
895	PROCHES INYASI MASOMO
896	QUALITY PROFESSIONAL SERVICES
897	QUEEN AMBROSE MKWECHE
898	RACHEL SAMUEL NUNGU
899	Rachel Wilfred Matonya
900	RAHEL ABSALUM MBOYA
901	RAHIM IDDI MWANGA
902	RAMADHAN HAMISI NDUKANE
903	Ramadhani Miraji Mwangi
904	RAMADHANI OMARY ZINU
905	RAMLA ABOU SILLIAH
906	RAPHAEL WAMBURA BOKANGO
907	RAPHIA JUMA SINDANO
908	RASHIDA HEMED SARUMBO
909	RASHIDI HAMISI MTAVANGA
910	RAYMOND APOLINARY MUSHUMBUSI
911	RAYMOND NUSURA MGENI
912	REBECA YONA HEZRON
913	REBECCA PAMELA CHIDOSA
914	REBECCA WILLIAM MAGABE
915	REDEMPTEA JOHN SHIRIMA
916	REDEMPTEUR IGNACE SENGA
917	REGINA METHOD PILI
918	REGINALD JOSEPH MALLEY
919	REHEMA ABDILLAH MOHAMED
920	REHEMA EMILIUS FUSI
921	REMIGIUS VALENTINO KOMBA
922	REMMY FERDINAND MTUTU
923	RENALDA CHARLES CHONJO
924	RENALDA PETER SHIYO
925	RENAT THOMAS MVUNGI
926	REUBEN GHUHEN MTAITA
927	RHODA ELIAS MSOLA
928	RHODA MAYAGE ZIGURA
929	RHODA SATTO KITINYA
930	RICCO SALUM BOMA
931	RICHARD LWEKAZA BYANYUMA
932	RICHARD MUSA BUSIMBA
933	RICHARD NYERERE RUMANYIKA
934	RIDHIONE JUMA NYONYI
935	RITHA ISUMAILI VISIMA
936	ROBERT MATHAYO MBEZI
937	ROBERT NELSON MKUMBO
938	ROBERT STEPHEN KISWAGA
939	ROBERT WILFRED KYOMO
940	ROGATHE EDUMAEL URASSA
941	ROGATHE ELINKIRA NKINI

942	ROGERS JOHNSON KHASUSA
943	ROMANA MICHAEL SHOKI
944	ROSE AMBROSE MOSHI
945	ROSE CHRISTIAN MAKOMBE
946	ROSE PASCHAL KUDEMA
947	ROSEMARY ANTHONY SACHORE
948	ROSEMARY IBRAHIM AARON
949	ROSEMARY JOHNSON MMASSA
950	ROSEMARY RICHARD BGOYA
951	ROSINA SIRINGI LIPYOGA
952	ROSWITA JACOB MHAGAMA
953	RUTH GHUHEN MTAITA
954	RUTH JOHN SALEHE
955	RUTH NITYAPA KITUNDU
956	SAADA RASHID JUMA
957	SABAS MATERU LUCA
958	SABASI ALOIS MOSHY
959	SABITINA IDDI KANIKI
960	SABRINA PAUL KYARA
961	SAID MOHAMED KIBAO
962	SAIDI MOHAMEDI MWIMBE
963	SALAMA KAYUGA NGALLAPA
964	Salim Maftah
965	SALIMA ISMAEL BELLA
966	SALMA MUHIDIN FADHILLY
967	SALMIN BASHIR KANIKI
968	SALOME PASTORY MADAHA
969	SALUM MUGISHA MKANDALA
970	SALVATORY GEORGE MACHA
971	SALVATORY JOACHIM MUSHI
972	SAMIAH CLEMENT KAJEMBE
973	SAMIRAH MUHAJIR KACHWAMBA
974	SAMWEL CHRISTOPHER MASENHA
975	SAMWEL J MLAWA
976	SAMWELI PATRICK MSHANA
977	SANDRA SAID JOHN
978	SARA MKUMBUKWA MOSHA
979	SARAH BARIKI KISANGA
980	SARAH DAUDI MASHALLA
981	SARAH MONICAH JOHN
982	SARAH PHILEMON PHANUEL
983	SARAH WILLY TEMU
984	SARAPENDO KAANAELI URIO
985	SAUDA SADALA URASSA
986	SAULLY LUWONEKO MGAYA
987	SAYI MALAWI MAKEJANE
988	SEBASTIAN MATERN TARIMO
989	SEKELA KITALIMA MALABEJA

990	SEKELA NOAH TEMU
991	SELEMANI ISANZU CHASAMA
992	SELEMANI SAIDI SINGANO
993	SELINA CONDRADY SHIRIMA
994	SELINA MATHIAS MHOJA
995	Sennan Paul Massawe
996	SERIACK AUGUSTINE MKENDA
997	SEVERIN NICHOLAS MATERU
998	SHABAN SALEHE BESHO
999	SHABAN SHAUSHI SHABAN
1000	SHABANI SAID MSUMI
1001	SHADRACK ALFRED GABAGAMBI
1002	SHAIBU MBWANA MWAMBUNGU
1003	SHAMRON DALLAS GRANIMA
1004	SHEDRACK LUPAKISYO MWAINYEKULE
1005	SHEILA BWINDA MAPIGANO
1006	SHIJA NTINGINYA HUMBI
1007	SHIMIMANA TABU MSOLLEH
1008	SHOSE HENRY MAKULE
1009	SHUKURU ELIA NDAHAGALIKIYE
1010	SHUKURU KASSIM KAWAGO
1011	SIFUEL PATRICK MTEI
1012	SIHABA SAIDI NKINGA
1013	SIKITU BERNARD KANOMA
1014	SILVESTER KAHINDI KULINGA
1015	SIMEON MUTALEMWA SHAURI
1016	SION AMATE MFURU
1017	SIRIL KINANA CHAMI
1018	SOPHIA BOAZ MWASONYA
1019	SOPHIA GEOFFREY MGAYA
1020	SOPHIA JUMA MLANDA
1021	SOPHIA KIZINGA ELIYA
1022	SOPHIE BAKARI MSHANGAMA
1023	SOSTHENES BISEKO NYAKIA
1024	SPECIOZA SELPION MACHUME
1025	SPORT JOHN GUCHA
1026	STAKISHARI VETERANS SPORTS CLUB
1027	STANLEY SOLOMON NDERINGO
1028	STANLEY ALPHONCE NSHANGE
1029	STELLA CYPRIAN NUNDO
1030	STELLA NGONYANI SHAURITANGA
1031	STEPHEN JOHN LUKINDO
1032	STEPHEN KAJUGA BASIMWAKI
1033	STEPHEN LAWRENCE GAMA
1034	Stephen Vitus Mapunda
1035	STEVEN ONESMO MURO
1036	STRATON MELCHIORY RUGAITIKA
1037	SULTAN MTUNGUHI AWEZA



1038	SULTAN SEIF PWAGA
1039	SUMA MWASAMBUNGU OBETH
1040	SUSAN EPHRAIM MURO
1041	SUZANA NARCIS DIONIS
1042	SWEDI JOSEPH KEJO
1043	SYLVESTER PETRO DAUDI
1044	SYLVIA INNOCENT NJOVU
1045	TABITHA ENOCK ISANZU
1046	TABU LETICIA KALUBETI
1047	TAMMY LAURIAN SUMAWE
1048	TANGA YANGO MAFURU
1049	TANZANIA SWAMINARAYAN MANDAL
1050	TARAMAELI TAWIELI MNJOKAVA
1051	TASIANA DOMINIC MIHAMBO
1052	TATU ISAKA LUNGWA
1053	TECLA SIMON MAKAMBI
1054	TERRENCE DENNIS MIZAMBWA
1055	THE DAR ES SALAAM STOCK EXCHANGE
1056	THEODOSIA THEOBALD ISAKA
1057	THEOPHILDA SUNDAY MUNTU
1058	THERESIA JOSEPH MALLEMBO
1059	THERESIA KOMBE CHUWA
1060	THERESIA NICODEMUS NSANZUGWAKO
1061	THOBIAS REVOCATUS MAHANGA
1062	THOMAS AKIM CHALE
1063	TIMOTHY SAINOCK MWANJALA
1064	Titus Gustry Mallanda
1065	TRESIA CLEMENT NKANDI
1066	TRIZA ERASTO META
1067	TULINAGWE ANDREW NGONILE
1068	TULIZO PATRICK KIBASA
1069	TUMAINI JOEL PANJA
1070	TUMBANA ELIFINYA SHOO
1071	TUMSIFU KUNDASENY MASSAWE
1072	Tunu Ferdinand Mahundi
1073	TUSEKELEGE MILLINE MBONILE
1074	TUZIE GODWIN MTENGA
1075	UMOJA WA WASTAAFU WA TANESCO
1076	UNOSYE NELWIKE KILEMBE
1077	UWATA MWENGE
1078	UWP CONSULTING (TANZANIA)
1079	VAILETH CHEOMI MAKAWA
1080	VALENCE THEONANCE RUTAKYAMIRWA
1081	VALENTINA MARTIN MAGANGA
1082	VALERIAN FAUSTIN PETER
1083	VANESSA GRACIAS MINDE
1084	VEDASTINA NDIKALEMA MUTABUZI
1085	VENANCE JOSEPH NTANDU

1086	VENOSA ASUBUHI MUSHI
1087	VERONICA AUGUSTINO URONO
1088	VERONICA PHILIPPO MUMBA
1089	VERONICA VALENTINE KOKUJAMA
1090	VICENT PETER SHIRIMA
1091	VICTOR BAHATI NYALALI
1092	VICTOR JOSEPH KAPELA
1093	VINCENT DEO NALWENDELA
1094	VIOLET ELIAS KAFULAMA
1095	VIVIAN LEONGIN MAGINGI
1096	WAHIDA HAROLD SHANGALI
1097	WAJIDALI MOHAMEDHUSSEIN PARPIA
1098	WALTER BONIVENTURE VASOLELA
1099	WALTER ERNEST SWAI
1100	WANDA GORDON MWAKITABU
1101	WANKEMBETA JOSEPH MKOMA
1102	WARDA MAULID KAITA
1103	WARIALANGA AFRAEL NDOSSI
1104	WAZIRI HASANI ATHUMAN
1105	WILFRED EMMANUEL SAITORIA
1106	WILFRED WILLIAM KITELENYA
1107	WILLBARD SHOO ABELI
1108	WILLIAM MASSAWE BEDA
1109	WILLIAM STEVEN MSAGUSA
1110	WILLIE REMEN KIMARO
1111	WINFRIDA THEODORI NDIDI
1112	WINIFRIDA PATRICK KAMUGISHA
1113	YAHAYA SALUM OMARY
1114	YAHYA ABDALLA BHUTO
1115	YARED AIPETRO MREMA
1116	YASHVEE BHUPENDRAKUMAR MAKWANA
1117	YEMIMA ARON NTIBANGIKANYA
1118	YESSA DIVENS BETRY SANGA
1119	YOHANA KARIST GWARASA
1120	YOKABETH JOSEPH KILAKUNO
1121	YONA JOSEPH MALAGO
1122	YOSHUA KAYAGARI SAIBA
1123	YUSRA SHEBE ISLEM
1124	YUSTINA HENRICK MASANYONI
1125	YUSUF HAMIS MUSHI
1126	YUSUFU SWAIBU YUSUFU
1127	YUSUPH ALKHAS KATOPOLA
1128	YUSUPH ALLY KAISI
1129	YUSUPH WILIBERT NGOLE
1130	ZACHARIA FULI SHIGUKULU
1131	ZAHORO ATHUMANI KIMWAGA
1132	ZAINA RAMADHANI MSHANA
1133	ZAINAB BAKAR MNYETO

1134	ZAINABU MUHAIMA MPUGUSI
1135	ZAITUNI MOHAMED
1136	ZAKARIA SUMUNI JOHN
1137	ZAKIA RAMADHAN ATHUMAN
1138	ZANZIBAR SOCIAL SECURITY FUND
1139	ZEPHANIA JAMES LUSANIKA
1140	ZEPHANIA MOSES LWANGO
1141	ZIADA HASHIM NYOKA
1142	ZIDINA HUSSEIN KICHWABUTA
1143	ZUBEDA ALOYCE KIMARO
1144	ZUBEDA KHALFAN KANGE
1145	ZULFA SALUMU HEMEDI





3

Matters arising from  
the 4<sup>th</sup> Annual General  
Meeting

*More ideas for your money*

**Hakukuwa na yatokanayo na Mkutano Mkuu uliopita wa Mfuko wa Bond Fund**





---

**ANNUAL REPORT FOR  
HATIFUNGANI UNIT TRUST SCHEME  
(BOND FUND)**

---

*More ideas for your money*



**4** | Chairman's  
Statement

**FUND**  
*More ideas for your money*

# CHAIRMAN'S STATEMENT

## Dear Investors,

On behalf of the Board of Directors, I am pleased to welcome you all to the 5<sup>th</sup> Annual General Meeting (AGM) of Bond Fund. We thank you for making time to attend the AGM that will discuss developments of the Scheme for the financial year ended 30 June 2024, get replies to any queries you might have and listen to very interesting speakers who will raise our level of understanding of the ever-changing landscape of financial investment.



As new Chairman of the UTT AMIS Board of Directors, please allow me to record my profound appreciation to Her Excellency, Samia Suluhu Hassan, the President of the United Republic of Tanzania, for appointing me to lead the Board of Directors of UTT AMIS. My appreciation also goes to Honourable Dr Mwigulu Lameck Nchemba (MP), the Minister of Finance, the Permanent Secretary Treasury, Dr. Natu Mwamba and the Treasury Registrar, Mr. Nehemiah Mchechu, for the guidance I received following my appointment to the Chairmanship. I also thank you investors into Bond Fund for your confidence in the Fund. As I take over from the previous Chairman, Mr. Casmir Sumba Kyuki, please allow me to record my appreciation for his outstanding leadership of the UTT AMIS Board of Directors. My brother, Kyuki, has steered UTT AMIS from a small organisation to one of the leading organisations in the capital market in Tanzania and the region at large. I, again, thank him for an outstanding tenure and wish him good health and the very best in his future endeavours.

Dear Investors, as we all know, UTT AMIS is a unique wealth creation public institution which was formed by our responsive Government way back in 2003 with several aims including development of collective investment schemes and encouraging saving and investment culture through wide participation in the ownership of distributed shares / units, among others. Indeed, over 20 years of the existing in different formats, a lot of wealth has been created and distributed for investors. It is a pleasure to communicate with my fellow investors who have tasted the joy which comes from the passive investment which enables us to make money while we are sleeping or taking care of other life activities. One wise seasoned successful investor, Warren Buffet – CEO of Berkshire Hathaway in the USA, once quipped that “if you don't find a way to make money while you sleep, you will work until you die”. I sincerely therefore applaud each investor for the wise decision you took to trust and invest your money in various UTT AMIS funds. As this report will clearly demonstrate, our UTT AMIS is well run by very competent management and staff who are supervised judiciously by various public institutions. Given this level of commitment and supervision, it came by no surprise that UTT AMIS emerged as an overall winner of the most efficiently run public institution in the Country. On behalf of you all, I was privileged to receive a trophy from HE the President, Dr. Samia Suluhu Hassan, in Arusha during the Chairmen and CEOs Forum on 28 August 2024.

Ladies and Gentlemen, it is my belief that you have been following developments of the Fund and that you have received and reviewed the Report of the Scheme for the year ended 30 June, 2024. I am happy to report that the performance of the Fund for the year under review was very good. Returns to investors have exceeded their performance benchmark with annualised return of 12.5% compared to 12.3% recorded in the previous financial year. The rate of return achieved is in line with market development and higher than the benchmark return of 12.3%. During the year under review, the Fund increased in size from Shillings 423.6 billion on 30 June 2023 to Shillings 670.3 billion on 30 June 2024. The increase is mostly attributed to good returns, automation of investment processes and growing public confidence and awareness on the benefits of investing through collective investment schemes.

## Performance of the Economy and Market Environment

Ladies and Gentlemen, despite risks emanating from geopolitical tensions and wars around the World, performance of the Tanzanian economy has continued to improve as it grew by 5.1% in 2023 and is projected to grow by 5.4% in 2024. This compares favourably with average growth of 3.4% in 2023 and 3.8% in 2024 of the Sub-Saharan African countries as projected by the International Monetary Fund. As per the Bank of Tanzania reports, inflation was 3.1% in June 2024 against the target of not more than 5% and the East African countries target of not more than 8%. Over the last one year, market interest rates have remained around same levels indicating overall stability of the market. As for the foreign exchange market, the Tanzanian Shilling depreciated by approximately 12.86% against the US Dollar mostly due to changing policies in the United States of America and effects of geopolitical tensions and the ongoing wars in Asia.

Regarding capital market development, quite good progress was noted during the year under review. A number of new listings of debt securities were made while prices of listed shares improved as reflected through the increase of the Tanzania Share Index (TSI). During the year, TSI increase by 9.37% from 4,091.81 on 30 June 2023 to 4,475.20 on 30 June 2024. This compares favorably with the previous financial year where the increase of the TSI was 4.16%. This indicates that performance of listed companies was better during the financial year under review and that business environment has continued to improve. We thank the President, Her Excellence Samia Suluhu Hassan and the Government for maintaining conducive business and regulatory environment in the Country.

## **Managed Funds Performance and other Developments**

Ladies and Gentlemen, as regards performance for the financial year ended on 30 June 2024, performance indicators show that UTT AMIS and the funds under management performed very well. Funds under management increased from Shillings 1.5354 Trillion on 30 June 2023 to Shillings 2.2382 Trillion on 30 June 2024. This indicates an increase of Shillings 702.8 billion which is 45.7% compared to increase of Shillings 538.9 billion or 54.0% in the previous financial year. Growth in fund size is also supported by the increase in the number of investors in the schemes that went up by 79,519 or 32% compared to 47,480 or 24% in the previous financial year. For the year under review, returns to investors in all the funds under management were very good – as pointed out earlier, Bond Fund had a return of 12.5%.

Ladies and Gentlemen, during the year under review, the Company continued with the final phase of implementation of the five years Strategic Plan to June 2024. The Company also worked on a new Strategic Plan for the next five years. The New Plan is intended to make UTT AMIS one of key players in the capital market in Tanzania and the East African region. To align with Government planning cycle, the Plan will be reviewed in the 2024/2025 financial year so that it ends in June 2030. From the Plan, some of the strategic goals include growing fund size from Shillings 2.2 trillion currently to Shillings 7.5 trillion, and increasing the number of service centres to bring services closer to investors in Tanzania, the East African and Southern African Development communities. Moreover, the Plan indicates that service delivery will mostly be technology driven with minimum or no paperwork. To prepare for implementation of the new Strategic Plan, during the financial year, the Company started working on upgrading of systems so as to enhance computing capability and accommodate higher volume of business. The upgrade project is planned for completion in the twelve months.

## **Prospects for the Financial Year 2024/25**

Ladies and gentlemen, the five years of implementation of UTT AMIS Strategic Plan to 2024 have been extremely successful and beyond what was initially projected. For instance, fund size was projected to grow from Shillings 290.74 billion on 30 June 2019 to Shillings 485.90 billion but later revised Shillings 1,007.90 billion on 30 June 2024, however, actual fund size on that date was Shillings 2.2 trillion. This indicates that actual performance was more than four times the initial projections and more than double the revised projections.

As we get into the first year of the new Plan, the Company intends to complete upgrade of systems to lay the groundwork for the next phase of growth of UTT AMIS business. Moreover, the Company will continue working on priorities including improving existing products and services and identifying new business lines for the benefit of investors, shareholders and other stakeholders. UTT AMIS will also continue working on modernization of operations and ensuring that investors obtain the best returns that the market may provide. It is our intention to make UTT AMIS one of important vehicles for not only wealth creation and management but also generational wealth.

During the Chairmen and CEOs Forum in Arusha, HE President of the United Republic of Tanzania, Dr. Samia Suluhu Hassan, instructed the parastatals which have the capability to venture to go out of Tanzania to look for more economic and profitable opportunities. As UTT AMIS embarks on implementation of the Strategic Plan for the next five years, we intend to reach more investors in Tanzania, East Africa and SADC countries. In fact, the Company has been following market developments in the two regional economic communities for a number of years now. Preliminary indications are that some of these countries have very interesting opportunities. We will enhance our efforts in analysing the new markets so that entry decisions could be made timely. Given the strategic plan goal of expanding the fund size, it is imperative that every opportunity must be seized. Because you already know the benefits of investing your hard-earned cash with UTT AMIS, we request you to be effective ambassadors of passing a word of mouth to your family members, friends and colleagues. In order to empower you for this task, we have a question and answers session as well as presentations, discussions and talks from seasoned experts in this field. Luckily, all the interesting speakers who have accepted to share their expertise are seasoned fellow investors in various UTT AMIS products.



## Acknowledgements

Ladies and Gentlemen, to conclude, I wish to thank you, esteemed investors for your unwavering support and confidence in UTT AMIS and Bond Fund during the year under review. My special appreciation to the Government, represented by the Ministry of Finance, the Office of Treasury Registrar, the Capital Markets and Securities Authority, the Custodian of the funds under management – CRDB Bank, the Dar es Salaam Stock Exchange including Brokers, UTT AMIS members of staff and all stakeholders who supported the Company during the year. It is my hope that you will all continue to extend your support to UTT AMIS for the good of our investors and development of the capital market and the financial services industry in Tanzania.

As a Board of Directors, we collectively look forward to your cooperation over the coming years.



**Prof. Faustin Rweshabura Kamuzora**

**Board Chairman**





5

## Statement of the Custodian

FUND  
*More ideas for your money*



The bank that listens

## CRDB BANK PLC

CRDB Headquarter: Ally Hassan Mwinyi /  
Barack Obama Road  
P.O. Box 268, Dar es Salaam - Tanzania  
Tel: +255 (0) 22 2117441-7  
Fax: +255 (0) 22 2116714  
Email: info@crdbbank.co.tz  
Website: www.crdbbank.co.tz

## STATEMENT OF CUSTODIAN TO THE UNIT HOLDERS OF HATIFUNGANI UNIT TRUST SCHEME

As Custodian of **Bond Fund**, our responsibility is to oversee that the Manager of the Fund performs in accordance with the Deed of Trust in ensuring that interest of the Unit holders are protected. In performing this role, inter alia, Custodian responsibility includes taking into custody all property of the Scheme and holding it in trust of unit holders, ensuring that the method adopted by the Manager in calculating Net Asset Value (NAV) is adequate and in accordance to the Trust Deed and ensuring that investment undertaken by the Manager are in line with set investment objectives and are not in conflict with provisions of the Deed of Trust.

During the 11 month period under review (1<sup>st</sup> July, 2023 to 30<sup>th</sup> June, 2024), we, Custodian of **Bond Fund** have continuously followed up on the Manager's actions, performances and assessed limitations on funds' investments.

In this regard, we wish to confirm that investment activities under **Hatifungani Unit Trust Scheme (Bond Fund)** and obligations of the Manager (UTT AMIS) have been in accordance with the provisions of the Deed of Trust. As such, as far as unit holders' confidences in the Scheme are concerned, we are in confirmation that unit holders' interests under the scheme are adequately protected and the manager has managed the Fund in accordance with the provisions of the Trust Deed.

Abdulmajid M. Nsekela

Group CEO & Managing Director

*More ideas for your money*

Date: 23<sup>rd</sup> October, 2024



6

Report of the  
Independent Auditors

FUND  
*More ideas for your money*

# INDEPENDENT AUDITORS' REPORT ON THE SUMMARY FINANCIAL STATEMENTS TO THE UNIT HOLDERS OF HATIFUNGANI UNIT TRUST SCHEME (BOND FUND)

KPMG

Certified Public Accountants

2<sup>nd</sup> Floor, The Luminary

Haile Selassie Road, Msasani Peninsula

P.O. Box 1160, Dar es Salaam

Telephone: +255 22 2600330

Email: [info@kpmg.co.tz](mailto:info@kpmg.co.tz)

Internet: [www.kpmg.co.tz](http://www.kpmg.co.tz)

## **Opinion**

The summary financial statements, which comprise the summary statement of financial position as at 30 June 2024, the summary statement of profit or loss and other comprehensive income, changes in net assets attributable to unit holders and cash flows statement for the year then ended and related notes, are derived from the audited financial statements of Hatifungani Unit Trust Scheme (Bond Fund) for the year ended 30 June 2024.

In our opinion, the accompanying summary financial statements are consistent, in all material respects, with the audited financial statements, on the basis described in Note I.

## **Summary Financial Statements**

The summary financial statements do not contain all the disclosures required by International Financial Reporting Standards (IFRS). Reading the summary financial statements and our report thereon, therefore, is not a substitute for reading the audited financial statements and our report thereon. The summary financial statements and the audited financial statements do not reflect the effects of events that occurred subsequent to that date of our report on the audited financial statements.

## **The Audited Financial Statements and Our Report Thereon**

We expressed an unmodified audit opinion on the audited financial statements in our reports dated 11 November 2024 for the year ended 30 June 2024.

## **Management's Responsibility for the Summary Financial Statements**

Management is responsible for the preparation of the summary financial statements in accordance with the basis described in Note I.

## **Auditor's Responsibility**

Our responsibility is to express an opinion on whether the summary financial statements are consistent, in all material respects, with the audited financial statements based on our procedures, which were conducted in accordance with International Standard on Auditing (ISA) 810 (Revised), "Engagements to Report on Summary Financial Statements."

KPMG

Certified Public Accountants (T)



Signed by: CPA Frank Mboya (ACPA 3730)

Date: 11 November 2024

## Note I-Disclosure of Applied Criteria

The summary financial statements are derived from the audited financial statements, prepared in accordance with International Financial Reporting Standards (IFRS) for the year ended 30 June 2024.

The preparation of these summary financial statements requires management to determine the information that needs to be reflected in them so that they are consistent in all material respects with, or represent a fair summary of, the audited financial statements.

Management prepared these summary financial statements using the following criteria:

- (a) The summary financial statements include a statement for each statement included in the audited financial statements;
- (b) Information in the summary financial statements agrees with the related information in the audited financial Statements; and
- (c) Major subtotals, totals and comparative information from the audited financial statements are included.

The audited financial statements of the Hatifungani Unit Trust Scheme are available upon request by contacting UTT Asset Management and Investor Services Plc.





7

Report of the  
Audited Financial  
Statements

*More ideas for your money*

## STATEMENT OF PROFIT OR LOSS AND OTHER COMPREHENSIVE INCOME FOR THE YEAR ENDED 30 JUNE 2024

	2024	2023
	TZS '000	TZS '000
Interest income at effective interest rate	68,788,113	40,328,908
Other income	15,258,468	8,022,181
<b>Total income</b>	<b>84,046,581</b>	<b>48,351,089</b>
Management Fee	(9,836,645)	(5,822,733)
Custodian Fee	(546,480)	(323,485)
Brockrage Fee	(309,308)	(112,467)
Audit Fees	(61,523)	(52,497)
Agent Commission	(3,833,649)	(1,938,642)
Other Administrative Expenses	(942,307)	(573,707)
<b>Total Operating Expenses</b>	<b>(15,529,912)</b>	<b>(8,823,531)</b>
<b>Operating income before income distribution to unit holders</b>	<b>68,516,669</b>	<b>39,527,558</b>
Income distribution to Unit Holders	(57,243,416)	(34,749,875)
<b>Increase in Net Assets attributable to unit holders before tax</b>	<b>11,273,253</b>	<b>4,777,683</b>
Withholding Tax Expense	(277,322)	(243,403)
<b>Increase in net assets attributable to unit holders, net of tax</b>	<b>10,995,931</b>	<b>4,534,280</b>
Other comprehensive income	-	-
<b>Increase in net assets attributable to unit holders, net of tax</b>	<b>10,995,931</b>	<b>4,534,280</b>



## STATEMENT OF FINANCIAL POSITION (BALANCE SHEET) AS AT 30 JUNE 2024

	2024	2023
	TZS '000	TZS '000
<b>Assets</b>		
Cash and cash equivalents	75,278,457	1,942,848
Government securities	595,871,541	417,819,814
Term Deposits with Banks	5,000,000	8,000,000
Other Receivables	303,768	1,862,489
<b>Total assets</b>	<b>676,453,766</b>	<b>429,625,151</b>
<b>Liabilities</b>		
Other Liabilities	(10,025,951)	(8,869,050)
<b>Total liabilities</b>	<b>(10,025,951)</b>	<b>(8,869,050)</b>
<b>Net-assets attributable to unit holders</b>	<b>666,427,815</b>	<b>420,756,101</b>
<b>Represented by:</b>		
Net assets attributable to unit holders	666,427,815	420,756,101
<b>Outstanding number of units</b>	<b>5,685,741,558</b>	<b>3,662,034,187</b>
<b>Net Asset Value per unit</b>	<b>117.21</b>	<b>114.90</b>

*More ideas for your money*

## STATEMENT OF CHANGES IN NET ASSETS ATTRIBUTABLE TO UNIT HOLDERS AS AT 30 JUNE 2024

	2024	2023
	TZS '000	TZS '000
<b>Opening balance of net assets attributable to unit holders</b>	<b>420,756,101.00</b>	<b>218,690,997.00</b>
Increase in net assets attributable to unit holders	10,995,931	4,534,280
	<b>431,752,032</b>	<b>223,225,277</b>
<b>Transactions with unit holders during the period</b>		
Sales of units during the period	405,804,664	248,172,474
Repurchase of units during the period	(171,128,881)	(50,641,650)
<b>Net transactions with unit holders during the period</b>	<b>234,675,783</b>	<b>197,530,824</b>
<b>Closing balance of net assets attributable to unit holders</b>	<b>666,427,815</b>	<b>420,756,101</b>




## STATEMENT OF CASH FLOWS FOR THE FINANCIAL YEAR ENDED 30 JUNE 2024

	2024	2023
	TZS '000	TZS '000
<b>Cash flows from operating activities</b>		
Increase in net assets attributable to redeemable unit holders, net of tax	10,995,931	4,534,280
<b>Adjustment for:</b>		
Income distribution to unit holders	57,243,416	34,749,875
Withholding tax Expenses	277,322	243,403
Interest income - effective interest method	(68,788,113)	(40,328,908)
<b>Cash flow generated from operations before working capital changes</b>	<b>(271,444)</b>	<b>(801,350)</b>
<b>Change in:</b>		
Government Securities	(175,308,936)	(230,584,433)
Term deposits with Banks	3,000,000	17,000,000
Other Liabilities	1,558,721	3,823,082
Other Receivables	(859,298)	(1,824,047)
<b>Cash used in operating activities</b>	<b>(171,880,957)</b>	<b>(212,386,748)</b>
Withholding tax paid	(277,322)	(243,403)
Interest income received	66,045,322	47,676,470
<b>Net cash used in operating activities</b>	<b>(106,112,957)</b>	<b>(164,953,681)</b>
<b>Cash flows from Financing activities</b>		
Sale of Units	405,804,664	248,172,474
Repurchase of Units	(171,128,881)	(50,641,650)
Income Distribution Paid	(55,227,217)	(33,041,326)
<b>Net cash inflow from financing activities</b>	<b>179,448,566</b>	<b>164,489,498</b>
<b>Net Increase in cash and cash equivalents</b>	<b>73,355,609</b>	<b>(464,183)</b>
<b>Cash and cash equivalents at the beginning of the year (1<sup>st</sup> July)</b>	<b>1,942,848</b>	<b>2,407,031</b>
<b>Cash and cash equivalents at the end of the year</b>	<b>75,278,457</b>	<b>1,942,848</b>



Director

Date: October 8, 2024



Director

Date: October 8, 2024



8

# Manager's Report

FUND  
*More ideas for your money*



# Fund Manager's Message to the Scheme Members

Bond Fund is an open-ended fixed income fund that invests in Treasury Bonds, listed corporate bonds, and money market investments. The Fund was launched in September 2019. The Scheme offers investment options under three plans: (a) Reinvestment Plan; (b) Monthly Income Distribution Plan; and (c) Semi-annual Income Distribution Plan.

The Scheme requires an initial investment amount of TZS 50,000 with the subsequent amount, not below TZS 5,000. It also offers the flexibility of withdrawing money as and when required without any exit load and thus proves to be a competitive investment opportunity for investors.

## 1.0 Fund Size and Net Asset Value (NAV) per unit

As of 30<sup>th</sup> June 2024, the Scheme fund size was TZS 670.3 billion. During the financial year, the Scheme fund size grew by TZS 246.8 billion compared with the growth of TZS 203.8 billion recorded in the prior financial year. The NAV per unit increased by TZS 14.3 to TZS 118.1 compared with the growth of TZS 14.0 per unit recorded in the previous financial year. During the period, the Fund also successfully paid Income Distribution (ID) amounting to TZS 28.2 billion which is equivalent to TZS 12.0 per Unit.

**Chart I: Bond Fund NAV Per Unit and Fund Size Movement from Inception to June 2024**

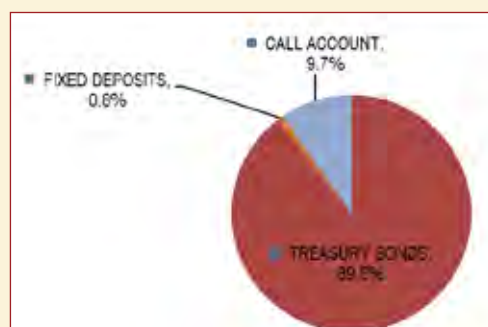


## 2.0 Portfolio Composition

During the financial year 2023/24, UTT AMIS as Fund Manager ensured that the Scheme investment portfolio achieved a balanced asset mix in accordance with the scheme investment policy and guidelines. The portfolio position as of 30<sup>th</sup> June 2024 was as follows:

**Chart II: Portfolio Composition for Bond Fund as of 30<sup>th</sup> June 2024.**

From Chart II, it can be seen clearly that Treasury bonds of various tenures accounted for the largest share of the portfolio by 89.5% to take advantage of higher yields and stable cashflows, followed by call account (9.7%) and fixed deposits for 0.8%.



**LAUNCHED**

**SEPT, 2019**

- IPO PRICE TZS 100.0**

**30<sup>TH</sup> JUNE, 2024**

- NAV PER UNIT TZS 118.1**

- FUND SIZE TZS 670.3 BILLION**

- ANNUAL ID PAID PER UNIT TZS 12.0**

- ANNUAL ID PAID TZS 28.2 BILLION**

- ANNUAL RETURN 12.5%**

### 3.0 Returns

The Scheme's annual return for the financial year that ended in June 2024 was 12.5% compared with benchmark return of 12.3% (refer to Table I) and the previous year return of 12.3%. Being an income-distributing fund, the Scheme was able to pay income distribution every month of TZS 1.0 per unit, making a total of TZS 12.0 per unit.

Table I and II below shows the movement of returns where one can see the current and the previous years' performance. The table also, indicates that the returns for the financial years were above their respective benchmark and competitive when compared with similar or comparable instruments in the market (refer to table I).

**Table I: Annual Returns and Fund Size for Bond Fund from June 2021 to June 2024**

SN	Financial Year	Fund Size, TZS Billion	Performances	
			Returns	Benchmark
01	2023/24	670.3	12.5%	12.3%
02	2022/23	423.6	12.3%	9.7%
03	2021/22	219.8	14.9%	9.3%
04	2020/21	94.5	15.7%	10.1%

Note: Benchmark; (10 years Treasury Bond Weighted Average Yield).

For comparison, we look into 10 years Treasury bond yields, 364 days Treasury bills, and Savings deposit rates in the markets as shown in Table II;

**Table II: Comparable Instruments in the Markets [Annual Basis]**

Item	Yields for the year ended June			
	2021	2022	2023	2024
10 Years Treasury bond	11.5%	10.3%	11.1%	12.3%
7 Years Treasury bond	10.1%	9.3%	9.7%	9.7%
5 Years Treasury bond	9.2%	8.9%	9.7%	10.0%
2 Years Treasury bond	7.9%	4.4%	9.1%	11.6%
1 Years Treasury bills	4.8%	4.7%	6.9%	8.3%
Savings deposit rate	2.2%	1.5%	1.6%	2.8%

Source: BOT

Apart from the rate of return shown above, the other major differences that one needs to consider while comparing Bond Fund with savings deposit rates in the markets are;

- No entry or exit load in Bond Fund.
- Bond Fund returns are net of tax.
- Bond Fund is an open-ended fund providing liquidity throughout the year with no limit on the minimum balance required to earn return. So, returns from Bond Fund are the same across all types of investors (whether small, medium, or high net worth).
- Investing in Bond Fund is almost like having the ease of a savings deposit account coupled with the power of return over and above a savings account.
- Other instruments have a fixed tenure and if there is an emergency, it entails discounting of these instruments likely at lower value.
- Flexibility in subscription and withdrawals, so one can buy as well as sell units on any business day.

## 4.0 Economic Indicators

### 4.1 Gross Domestic Product (GDP)

Measured through GDP, the economy grew by 5.1% in 2023 compared with 4.7% in 2022, driven by agriculture, construction, mining and other sectors. For the year 2024, the economy is projected to grow by 5.4% indicating that the Country has built resilience against disruptions caused by ongoing wars, geopolitical tensions and changing policies in international financial markets. Favourable business conditions and public investment in infrastructure contributed to the growth of the economy. The growth outlook is important for UTT AMIS-managed schemes and the entire economy since it provides indications on future prospects as regards performance of the funds.

**Table III: Year-on-Year Real Gross Domestic Product (GDP) Growth Rate**

Year	2018	2019	2020	2021	2022	2023	2024
GDP	7.0%	7.0%	4.8%	4.9%	4.7%	5.1%	5.4%*

\* Projected data, GDP; Source: NBS and Bank of Tanzania (BOT)

### 4.2 Inflation Rate:

The table below (Table IV), shows that the inflation rate has remained below 5.0%. According to the Monetary Policy Statement issued in July 2024, the rate has been within the EAC and SADC convergence criteria of 5.0% as the rate in June 2024 and June 2023 was 3.1% and 3.6% respectively. The observed trends of the inflation rate were mostly a result of adequacy of food supply, complemented by prudent monetary and fiscal policies implemented during the period.

Over the medium-term period of 3 to 5 years, inflation is projected to evolve within the target of 5.0%. Hence, having low and stable inflation in the economy is favorable to investors, UTT AMIS, and the economy at large, as it helps in preserving value of invested funds and enables investors keep extra cash for investing.

**Table IV: Annual headline inflation from June 2018 to June 2024**

Year Ended June	2018	2019	2020	2021	2022	2023	2024
Inflation rate [%]	3.7%	3.7%	3.2%	3.6%	4.4%	3.6%	3.1%

Source: National Bureau of Statistics (NBS)

### 4.3 Banking Sector

During the financial year that ended in June 2024, the banking sector, which constitutes the largest segment of the financial services sector, remained sound, stable, and profitable, with adequate capital and liquidity. Total assets increased by TZS 8.3 trillion to TZS 62.0 trillion in June 2024 from TZS 53.7 trillion in the previous year, mainly driven by growth of deposits. Total customer deposits size rose by 13.7% moving from TZS 35.7 trillion to TZS 40.6 trillion while total loans and bills reached TZS 37.4 trillion compared with TZS 31.5 trillion in the previous year.

On digital banking channels, the reliability of payment systems remained stable, evidenced by a high rate of completed transactions and low downtime, encouraging public usage of the platform in financial services delivery. Moreover, in 2023 the volume and value of Wallet to Bank (W2B) transactions were 6.6 million and TZS 2.7 trillion respectively, reflecting an increase of 34.1% and 25.2% from the prior year.

The stability of the banking sector is important to the schemes and investors as it facilitates economic activities and smoothens subscriptions into the funds. UTT AMIS has successfully integrated systems with a number of commercial banks to enable investors buy units digitally at their convenience.

#### 4.4 Telecommunication Sector

In the telecom market, subscriptions have increased by 11.5 million to 75.5 million in June 2024 compared with an increase of 7.8 million noted in a similar period of the previous year. Either, the subscriptions volume represents the count of all registered active sim cards used at least once in the past three months. Mobile money subscriptions (active sim cards with mobile money service accounts) have also increased by 18.0% moving from 47.2 million to 55.7 million in June 2024.

The volume of subscriptions for the sale of units received by UTT AMIS through the mobile phones was 47.4 billion in 2024 compared with 25.4 billion received in 2023.

For UTT AMIS, the growth of the Telecom sector has positive impact on service delivery as it has enhanced self-service, improved convenience and reduced paper work. Through mobile devices, investors can easily open accounts, buy or/and sell units, and view investment balances or activities by dialing \*150\*82# or using the UTTAMIS App. In addition, UTT AMIS is considering to increase the withdrawal amount through the mobile platform from the current value of TZS 2.0 million to 5.0 million per day.

#### 4.5 Government Securities

During the financial year that ended in June 2024, the demand for treasury securities in the primary market was higher compared to the volume registered in the previous year.

In the Treasury bills market, the amount offered went down by TZS 0.6 trillion to TZS 2.7 trillion. However, on the demand side, the volume tendered went up by TZS 0.7 trillion to TZS 4.3 trillion from TZS 3.6 trillion in the prior year. Total successful bids increased by TZS 0.1 trillion from TZS 2.5 trillion to TZS 2.6 in 2024.

In the Treasury bonds market, a total of TZS 3.3 trillion were offered for sale compared with TZS 4.3 trillion in the previous year. Bids received for the period rose by TZS 0.6 trillion to TZS 5.2 trillion compared with TZS 4.6 trillion in the preceding year. Successful bids during the period decreased by TZS 1.1 trillion to TZS 2.8 trillion from TZS 3.9 trillion in 2023.

Increase in demand for treasury securities signifies an increase in public awareness on investments and savings. Hence, the increase in awareness and participation in the domestic market helps the schemes under management to enhance liquidity and deliver attractive returns to investors.

#### 4.6 Interest Rates

Interest rates charged on loans and those offered on deposits by banks remained broadly unchanged from last year's pricing. The overall lending rate averaged 15.4% and that of one-year loans at 15.8%. The overall and one-year time deposit interest rates were 7.5% and 8.7%, respectively.

The Treasury Bills Overall Weighted Average Rate (WAR) went up to 8.3% in June 2024 from 6.5% in June 2023. The overall interbank cash market rate (overnight) rose to 7.2% from 5.0%. In January 2024, the Bank of Tanzania shifted from targeting quantity of money (monetary aggregates) to targeting interest rates. During the period, the Bank increased the Central Bank Rate (CBR) from 5.5% to 6.0%.

Yields in the domestic market specifically in the treasury bonds market traded at higher levels compared with rates in the preceding year. The upward movement of interest rates or yields have an upward effect on investors' returns and profitability.

#### 4.7 Foreign Exchange Market

As of 30<sup>th</sup> June 2024, foreign reserves were more than USD 5.0 billion. The Bank projected that the reserves are sufficient to cover more than four (4) months of imports. The Shilling traded at TZS 2,640.0 per US dollar compared with TZS 2,339.1 per US dollar in June 2023 indicating depreciation of 12.8% compared with 1.0% in the previous year (Table V). The Bank has taken measures including limiting transaction dollarization between residents who are invoicing, quoting, or making payments using foreign currency. These are expected to reduce the demand for foreign currency, increase foreign reserves and stabilize the domestic currency.



**Table V: Year on Year Exchange rate, TZS/USD**

Year Ended June	2018	2019	2020	2021	2022	2023	2024
Exchange Rate	2,264.1	2,300.9	2,307.9	2,310.4	2,315.7	2,339.1	2,640.0

Exchange rate; Source: Bank of Tanzania (BOT)

## **4.8 Capital Market Performance**

In the financial year under review, the capital markets remained sound and resilient, with domestic investors participating actively in equity, debt securities and Collective Investment Schemes (CIS).

The market has been active in terms of turnover, new entrances, and activities. During the period, two commercial banks and one utility organization issued corporate bonds worth TZS 482.4 billion. The new corporate bonds were as follows; CRDB Bank issued Kijani Bond for 5 years at 10.25%, NMB Bank sustainable bond (floating), and social bond for 3 years at 9.5%, and a TANGA Water Green Bond for 10 years at 13.5%.

During the period, two Funds were launched targeting to invest in both the stock and debt market. Alpha Capital Ltd launched a Sharia-compliant Fund called Alpha Halal and Timiza Fund by Zan Securities Ltd.

Entrance of new fund managers or new securities in the market is a good development for the financial market. New issuances bring about opportunities for investors and the entrance of new fund managers will increase the number market players and speed up market development.

### **4.8.1 Secondary Market of Listed Bonds**

In the secondary market, the cumulative transaction value of traded bonds grew by TZS 0.6 trillion to TZS 3.5 trillion from TZS 2.9 trillion in the preceding year. On the listed corporate bonds, the transaction value traded was TZS 3.9 billion compared with TZS 1.0 billion in the prior year. Moreover, the transaction value for listed corporate bonds for the current year is higher compared to the value registered in the prior year by TZS 2.9 billion, this increase was due to new listed instruments during the period.

### **4.8.2 Equity Market**

As of 30<sup>th</sup> June 2024, the market capitalization at the Dar es Salaam Stock Exchange (DSE) was TZS 16.8 trillion, higher by 12.0% from TZS 15.0 trillion on 30<sup>th</sup> June last year. The percentage of buying local investors during the period was 76.2% compared with 69.6% in 2023. Additionally, the Tanzania Share Index (TSI), which tracks the performance of domestically listed companies, increased by 9.3% to 4475.2. The All-Shares Index (DSEI) increased by 12.0% closing at 2016.9. The total market turnover, during the period, went up by TZS 165.0 billion to TZS 272.6 billion from TZS 107.6 billion in the previous year.

During the period, some of the counters declared and paid dividends to shareholders. The dividends paid per share were as follows; TZS 500 by TCC, TZS 390 by TWIGA (TPCC), TZS 537 by TBL, TZS 361.18 by NMB, TZS 51.33 by SWISS, TZS 9.95 by VODA, TZS 145 by DSE and TZS 50 by CRDB.

### **4.8.3 Collective Investment Schemes**

During the financial year, investments in CIS continued to record growth in terms of assets under management as well as the number of funds in the market. As of 30<sup>th</sup> June 2024, the CIS market had a total Asset Under Management (AUM) of TZS 2,273.6 billion compared with TZS 1,550.7 billion registered in the previous financial year. The market has registered new funds namely Alpha Halal Fund and Timiza Fund.

#### **4.8.3.1 UTT AMIS Managed Funds/Schemes**

The AUM of UTT AMIS managed funds and related services have increased by TZS 702.8 billion compared to an increase of TZS 538.9 billion recorded in the prior year. During the financial year, AUM grew from TZS 1,535.4 billion to TZS 2,238.2 billion. The positive change in total AUM reflected increasing investors' confidence in UTT AMIS products due to safety, competitive returns and flexibility offered by schemes.

#### 4.8.3.2 Watumishi Housing Investments (WHI) – Faida Fund

The AUM of the Faida Fund has also increased by TZS 10.1 billion compared to an increase of TZS 7.4 billion recorded in the previous year. During the year, the AUM grew from TZS 15.3 billion to TZS 25.4 billion. The NAV per unit in June 2024 was TZS 115.8 compared with TZS 104.9 in June 2023.

#### 4.8.3.3 Zan Securities Limited (Zan) – Timiza Fund

The window for the initial offer of the Timiza Unit Trust Scheme (Timiza Fund) was open from 27<sup>th</sup> May 2024 to 26<sup>th</sup> June 2024. The Offer Document shows that the Fund planned to raise a total amount of TZS 10.0 billion while the unit price during the offer was TZS 100.0.

**Source:** Bank of Tanzania (BOT), National Bureau of Statistics (NBS), UTT AMIS, Watumishi Housing, Zan Securities Ltd, and DSE

**The Board and Staff of UTT AMIS wish you all a Happy Festive Season and a Prosperous 2025.**

**Wekeza Uwezeshwe!**





9

UTT AMIS  
News Bulletin

FUND  
*More ideas for your money*



**UTT AMIS News Bulletin**  
[Containing updates up to 30<sup>th</sup> SEPTEMBER, 2024]

**BORED  
FUND**  
*More ideas for your money*

<b>1.0</b>	<b>Asset Management &amp; Investor Services Summary</b> <ul style="list-style-type: none"> <li>• Currently managing six (6) collective investment schemes known as UMOJA FUND, WEKEZA MAISHA FUND, WATOTO FUND, JIKIMU FUND, LIQUID FUND and BOND FUND.</li> <li>• Asset Under Management (AUM) value totaling TZS 2.4 trillion.</li> <li>• UTT AMIS Plc introduced Wealth Management services with a portfolio worth TZS 33.3 billion.</li> <li>• Maintaining a portfolio of around 358,123 investors.</li> <li>• Offering competitive returns on client investments.</li> </ul>
<b>2.0</b>	<b>General Information on UTT AMIS Launched Schemes</b>



SN	DESCRIPTION	DETAILS																																																																									
2.1	<b>Umoja Fund</b>	<p>The Scheme was launched on 16<sup>th</sup> May 2005. Umoja Fund is an open-ended balanced scheme, it was the first scheme launched by UTT AMIS. The Fund aims to offer investors an investment that provides medium to long-term capital growth with less volatility in investment activity than pure equity investments, via a diversified portfolio that consists of debt and equity instruments. Some important features of this scheme are as follows:</p> <ul style="list-style-type: none"> <li>• Units are sold at NAV [meaning there is no entry load].</li> <li>• Minimum investment amount is equal to the sale value of 10 units.</li> <li>• Repurchase amount is payable after deducting 1% exit load on NAV.</li> <li>• Flexible entry/ exit provisions – so one can buy as well as sell units on any business day.</li> <li>• Partial repurchase is also allowed.</li> </ul> <p>'Fact Sheet' as on 30<sup>th</sup> September, 2024 demonstrates the following returns:</p> <table border="1" style="margin-left: auto; margin-right: auto;"> <thead> <tr> <th>Since Launch [May, 2005]</th> <th>10 Years</th> <th>5 Years</th> <th>2 Years</th> <th>1 Year</th> </tr> </thead> <tbody> <tr> <td style="text-align: center;">15.1%</td> <td style="text-align: center;">13.8%</td> <td style="text-align: center;">16.2%</td> <td style="text-align: center;">12.9%</td> <td style="text-align: center;">11.3%</td> </tr> </tbody> </table> <p><b>UMOJA FUND NAV PER UNIT AND FUND SIZE MOVEMENTS SINCE INCEPTION TO 30<sup>th</sup> SEPT 2024</b></p> <table border="1" style="margin-left: auto; margin-right: auto;"> <caption>UMOJA FUND NAV PER UNIT AND FUND SIZE MOVEMENTS SINCE INCEPTION TO 30<sup>th</sup> SEPT 2024</caption> <thead> <tr> <th>Time</th> <th>Fund Size (TZS Billion)</th> <th>NAV Per Unit</th> </tr> </thead> <tbody> <tr><td>Nov-05</td><td>108</td><td>~300</td></tr> <tr><td>Sep-06</td><td>62</td><td>~350</td></tr> <tr><td>Sep-07</td><td>58</td><td>~400</td></tr> <tr><td>Sep-08</td><td>62</td><td>~450</td></tr> <tr><td>Sep-09</td><td>74</td><td>~500</td></tr> <tr><td>Sep-10</td><td>84</td><td>~550</td></tr> <tr><td>Sep-11</td><td>86</td><td>~600</td></tr> <tr><td>Sep-12</td><td>97</td><td>~650</td></tr> <tr><td>Sep-13</td><td>115</td><td>~700</td></tr> <tr><td>Sep-14</td><td>208</td><td>~750</td></tr> <tr><td>Sep-15</td><td>218</td><td>~800</td></tr> <tr><td>Sep-16</td><td>218</td><td>~850</td></tr> <tr><td>Sep-17</td><td>207</td><td>~900</td></tr> <tr><td>Sep-18</td><td>224</td><td>~950</td></tr> <tr><td>Sep-19</td><td>217</td><td>~1000</td></tr> <tr><td>Sep-20</td><td>230</td><td>~1050</td></tr> <tr><td>Sep-21</td><td>266</td><td>~1100</td></tr> <tr><td>Sep-22</td><td>294</td><td>~1150</td></tr> <tr><td>Sep-23</td><td>333</td><td>~1200</td></tr> <tr><td>Sep-24</td><td>373</td><td>~1250</td></tr> </tbody> </table>	Since Launch [May, 2005]	10 Years	5 Years	2 Years	1 Year	15.1%	13.8%	16.2%	12.9%	11.3%	Time	Fund Size (TZS Billion)	NAV Per Unit	Nov-05	108	~300	Sep-06	62	~350	Sep-07	58	~400	Sep-08	62	~450	Sep-09	74	~500	Sep-10	84	~550	Sep-11	86	~600	Sep-12	97	~650	Sep-13	115	~700	Sep-14	208	~750	Sep-15	218	~800	Sep-16	218	~850	Sep-17	207	~900	Sep-18	224	~950	Sep-19	217	~1000	Sep-20	230	~1050	Sep-21	266	~1100	Sep-22	294	~1150	Sep-23	333	~1200	Sep-24	373	~1250
Since Launch [May, 2005]	10 Years	5 Years	2 Years	1 Year																																																																							
15.1%	13.8%	16.2%	12.9%	11.3%																																																																							
Time	Fund Size (TZS Billion)	NAV Per Unit																																																																									
Nov-05	108	~300																																																																									
Sep-06	62	~350																																																																									
Sep-07	58	~400																																																																									
Sep-08	62	~450																																																																									
Sep-09	74	~500																																																																									
Sep-10	84	~550																																																																									
Sep-11	86	~600																																																																									
Sep-12	97	~650																																																																									
Sep-13	115	~700																																																																									
Sep-14	208	~750																																																																									
Sep-15	218	~800																																																																									
Sep-16	218	~850																																																																									
Sep-17	207	~900																																																																									
Sep-18	224	~950																																																																									
Sep-19	217	~1000																																																																									
Sep-20	230	~1050																																																																									
Sep-21	266	~1100																																																																									
Sep-22	294	~1150																																																																									
Sep-23	333	~1200																																																																									
Sep-24	373	~1250																																																																									



2.2

**Wekeza Maisha  
[Invest Life]**

A Unit Linked Insurance Plan [ULIP] offering twin benefits relating to investment and insurance. The Scheme has a 10-year window of investment with two options; a lump sum for ten years or periodic equal installments over ten years. More than 99.0% of the funds are invested in income-generating instruments and less than 1.0% cover insurance premiums. This fund is suited to investors seeking long-term capital growth through exposure to a broadly diversified portfolio of listed equities and debt instruments.

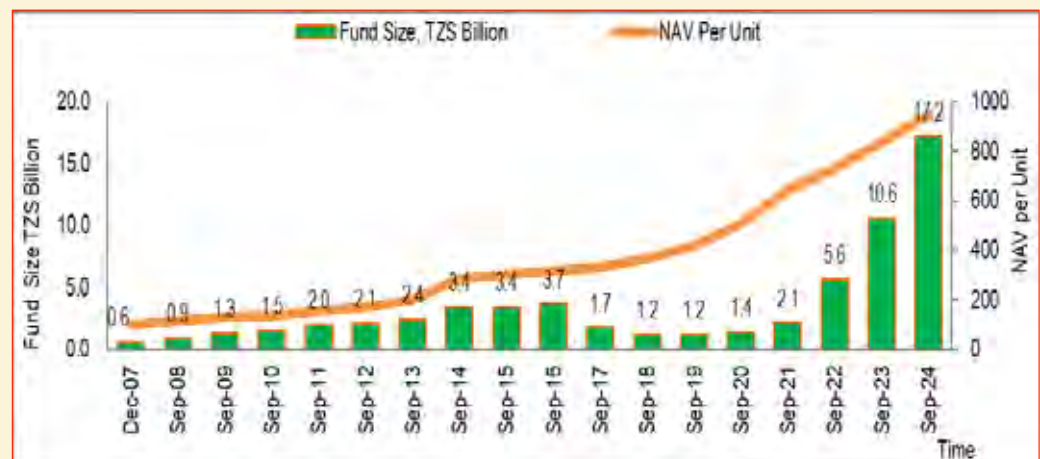
This Scheme was launched on 16<sup>th</sup> May 2007 with the following important features:

- Investors in the age group of 18 to 55 are allowed to invest.
- Scheme offers investment under two options: (a) Regular Contribution, and (b) Single Contribution
- Units are sold at NAV [meaning no entry load]
- One can join the Scheme by paying as low as TZS 8,340 on a per month basis [applicable where the Chosen Contribution Amount is TZS 1 million]
- Available Insurance Benefits are: - Life Insurance, Personal Accident and Funeral Expenses Cover
- This Scheme is a 'Systematic Investment Plan, whereby one can choose to pay his/her regular contributions on a Monthly, Half-Yearly, or Yearly basis.

'Fact Sheet' as on 30<sup>th</sup> September, 2024 demonstrates the following returns:

Since Launch [May,2007]	10 Years	5 Years	2 Years	1 Year
13.8%	23.3%	25.5%	14.6%	13.1%

**WEKEZA MAISHA NAV PER UNIT AND FUND SIZE MOVEMENT SINCE INCEPTION TO 30th SEPT 2024**





2.3

**Watoto Fund**  
[Children's Career Plan]

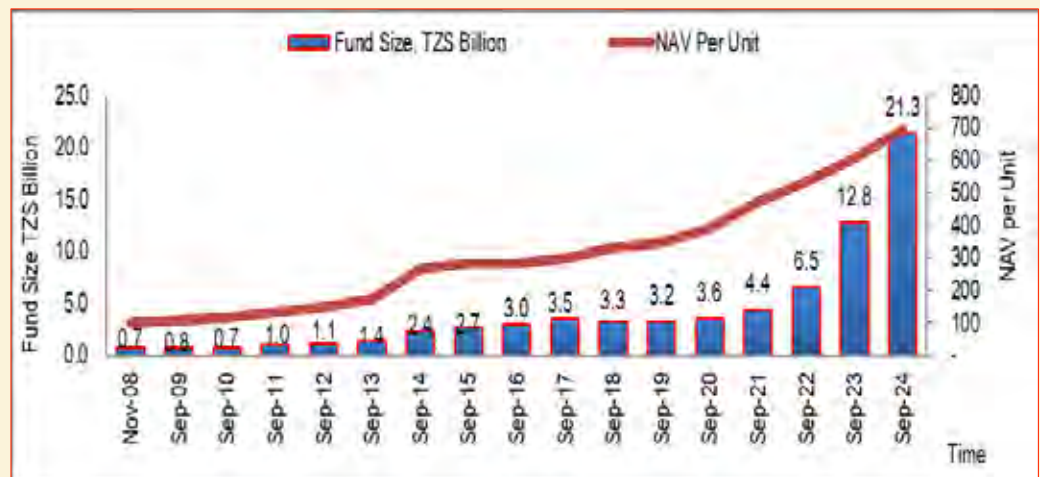
A child benefit-oriented plan, Watoto Fund was the third scheme launched by UTT AMIS as an investment platform aimed at creating a bright future for the young generation through investing in listed equities and debt instruments. The Fund is aimed at children and investments are done in the name of a child up to the age of 18 years. This Scheme was launched on 1<sup>st</sup> October 2008 with the following important features:

- Investments in the name of a child up to the age of 18 years can be made.
- Minimum Amount for Initial Investment is TZS 10,000 and for any subsequent additional investments is TZS 5,000.
- Units are sold at NAV [meaning no entry load].
- Scheme offers investment under two options: (a) Scholarship Option, and (b) Growth Option; and
- Scholarship as well as Repurchase payments are allowed after the beneficiary has attained 12 years of age.

'Fact Sheet' as of 30<sup>th</sup> September 2024 demonstrates the following returns:

Since Launch [October,2008]	10 Years	5 Years	2 Years	1 Year
12.9%	16.1%	19.9%	14.8%	14.5%

**WATOTO FUND NAV PER UNIT AND FUND SIZE MOVEMENT SINCE INCEPTION TO 30<sup>th</sup> SEPT 2024**



  
**Jikimu**  
**Income Scheme**  
 LIVE WELL ...YOU DESERVE IT

2.4

**Jikimu Fund**  
[Regular Income Scheme]

Jikimu Fund was the fourth open-ended balanced scheme launched by UTT AMIS on 3<sup>rd</sup> November 2008, suited to investors seeking long-term capital growth through exposure to a broadly diversified portfolio of listed equities and debt instruments. The Scheme is an investment vehicle providing income and capital growth over time. Income is distributed on a quarterly and annual basis.

The Scheme has the following important features:

- Investment Plans and Minimum Amount: (a) Quarterly Income Distribution Plan [TZS 2 million] (b) Annual Income Distribution Plan [TZS 1 million] and (c) Annual Re-investment Plan/ Growth [TZS 5,000];
- Units are sold at NAV [meaning no entry load]; and
- Exit Load on Repurchase: (a) 2% for repurchase within 1 year, (b) 1.5% for repurchase between 1-2 years, (c) 1% between 2-3 years, and (d) Nil exit load after 3 years.

'Fact Sheet' as on 30<sup>th</sup> September, 2024 demonstrates the following returns:

Since Launch [November, 2008]	10 Years	5 Years	2 Years	1 Year
16.1%	16.5%	15.6%	14.9%	14.6%

**Total Income Distribution [ID] as on 30<sup>th</sup> September, 2024**

Particulars	Amount, Billions TZS	Per Unit TZS
Since Launch [November, 2008]	16.9	185.5
One Year [Oct 23-Sept 24]	1.0	12.0

**JIKIMU FUND NAV PER UNIT AND FUND SIZE MOVEMENT SINCE INCEPTION TO 30<sup>th</sup> SEPT 2024**







2.5 **Liquid Fund**

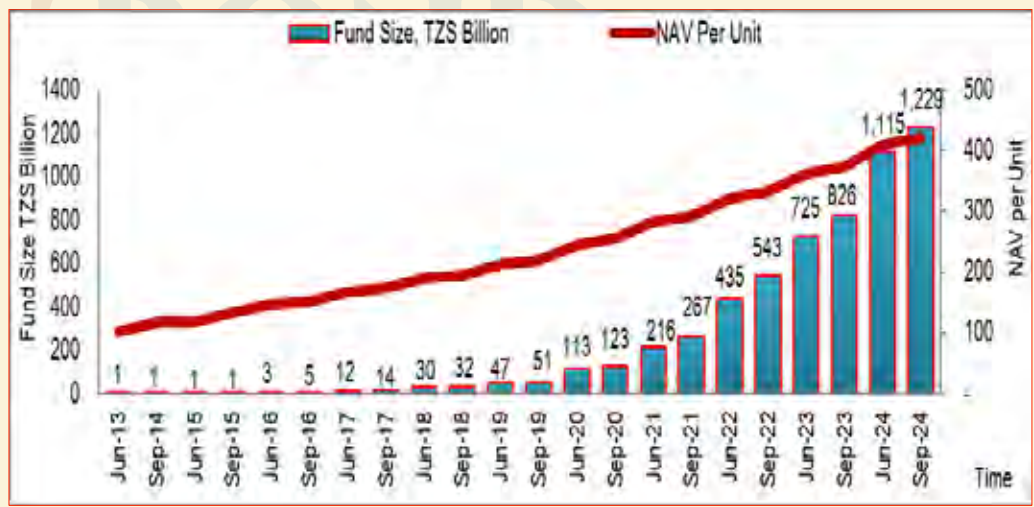
Liquid Fund was the fifth open-ended scheme to be launched by UTT AMIS on 1<sup>st</sup> March 2013, aimed at providing a high level of liquidity coupled with low risk. The Fund suites Investors seeking short, medium to long-term capital growth through exposure to a broadly diversified portfolio of debt instruments. The Scheme has the following features:

- Suitable for individual investors as well as institutional investors.
- Minimum amount for initial investment is TZS 100,000 and for any subsequent additional investments is TZS 10,000.
- It is open for both Residents as well as Non-residents; and
- There is no exit load.

'Fact Sheet' as on 30<sup>th</sup> September, 2024 demonstrates the following returns:

Since Launch [March, 2013]	10 Years	5 Years	2 Years	1 Year
13.2%	13.6%	13.9%	13.4%	13.0%

**LIQUID FUND NAV PER UNIT AND FUND SIZE MOVEMENT SINCE INCEPTION TO 30<sup>th</sup> SEPT 2024**





2.6

**Bond Fund**

The Bond Fund is the latest open-ended scheme to be launched by UTT AMIS on 16th September 2019, designed to generate periodic income, subject to distributable surplus and capital appreciation to investors. The Fund suites Investors seeking medium to long-term capital growth through exposure to a broadly diversified portfolio of debt instruments. The Fund aims at providing capital appreciation for long-term investors and distributing income, subject to distributable surplus, periodically.

Total Income Distribution [ID] as on 30 <sup>th</sup> September, 2024		
Particulars	Amount, Billions TZS	Per Unit TZS
Since Launch [Sept, 2019]	69.2	57.0
One Year [Oct 23 - Sept 24]	30.1	12.0

The fund was launched on 16<sup>th</sup> September 2019 (IPO) with the following features:

- It is open for Tanzanians and Non-Tanzanians Individual and institutional investors; and
- There is no entry and exit load.

**The Scheme offers investment options under three plans:**

- Reinvestment Plan.
- Monthly Income Distribution Plan; and
- Semi-annual Income Distribution Plan.

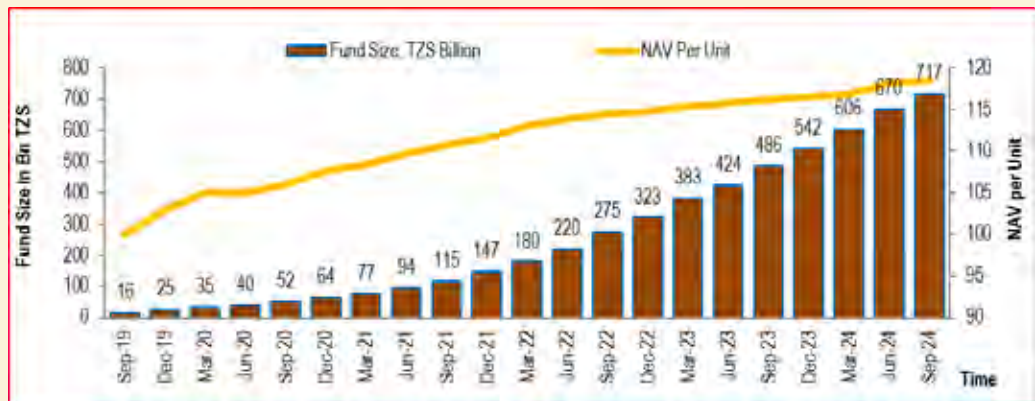
**Minimum Initial Investment**

- TZS 50,000 for reinvestment option.
- TZS 10 million for monthly income distribution; and (c) TZS 5 million for semi-annual income distribution.

'Fact Sheet' as on 30<sup>th</sup> September, 2024 demonstrates the following returns:

Annualized Returns [%] as on 30 <sup>th</sup> September, 2024			
Since Launch [Sept, 2019]	3 Years	2 Years	1 Year
14.5%	13.0%	12.3%	12.4%

**BOND FUND NAV PER UNIT AND FUND SIZE MOVEMENT SINCE INCEPTION TO 30<sup>th</sup> SEPT 2024**





2.7	<p><b>UTT Wealth Management</b></p>	<p>UTT Wealth Management is a customized financial product tailored to cater investor's need as per the prevailing market conditions.</p> <p><b>Eligibility</b> Open Investment to individuals and institutional investors for both Tanzanians and foreigners.</p> <p><b>Minimum Initial Investment</b> Minimum initial of TZS 100 million. Investors can build their wealth with customized portfolio catering to individual specific goals be it capital accumulation or income generation.</p> <p><b>Fees/Charges</b> We charge an annual management fee ranging from 1.0% on AUM.</p> <p><b>Investment Policy and Management Contract</b> For each investor, an investment policy and Management contract are established and tailored to the individual client's needs. Investment policy serves as a guide to the client's portfolio.</p> <p><b>UTT Wealth Management Fund Size Movement from Inception to 30<sup>th</sup> September 2024</b></p> <table border="1"> <caption>Funds under Wealth Management Service TZS - Billions</caption> <thead> <tr> <th>Date</th> <th>Funds (TZS - Billions)</th> </tr> </thead> <tbody> <tr><td>30-Jun-16</td><td>0.8</td></tr> <tr><td>31-Dec-16</td><td>1.5</td></tr> <tr><td>30-Jun-17</td><td>5.0</td></tr> <tr><td>31-Dec-17</td><td>5.4</td></tr> <tr><td>30-Jun-18</td><td>10.3</td></tr> <tr><td>31-Dec-18</td><td>11.0</td></tr> <tr><td>30-Jun-19</td><td>11.4</td></tr> <tr><td>31-Dec-19</td><td>12.8</td></tr> <tr><td>30-Jun-20</td><td>14.0</td></tr> <tr><td>31-Dec-20</td><td>17.2</td></tr> <tr><td>30-Jun-21</td><td>20.8</td></tr> <tr><td>31-Dec-21</td><td>23.0</td></tr> <tr><td>30-Jun-22</td><td>25.1</td></tr> <tr><td>31-Dec-22</td><td>25.3</td></tr> <tr><td>30-Jun-23</td><td>27.6</td></tr> <tr><td>31-Dec-23</td><td>27.7</td></tr> <tr><td>30-Jun-24</td><td>31.8</td></tr> <tr><td>30-Sep-24</td><td>33.3</td></tr> </tbody> </table>	Date	Funds (TZS - Billions)	30-Jun-16	0.8	31-Dec-16	1.5	30-Jun-17	5.0	31-Dec-17	5.4	30-Jun-18	10.3	31-Dec-18	11.0	30-Jun-19	11.4	31-Dec-19	12.8	30-Jun-20	14.0	31-Dec-20	17.2	30-Jun-21	20.8	31-Dec-21	23.0	30-Jun-22	25.1	31-Dec-22	25.3	30-Jun-23	27.6	31-Dec-23	27.7	30-Jun-24	31.8	30-Sep-24	33.3
Date	Funds (TZS - Billions)																																							
30-Jun-16	0.8																																							
31-Dec-16	1.5																																							
30-Jun-17	5.0																																							
31-Dec-17	5.4																																							
30-Jun-18	10.3																																							
31-Dec-18	11.0																																							
30-Jun-19	11.4																																							
31-Dec-19	12.8																																							
30-Jun-20	14.0																																							
31-Dec-20	17.2																																							
30-Jun-21	20.8																																							
31-Dec-21	23.0																																							
30-Jun-22	25.1																																							
31-Dec-22	25.3																																							
30-Jun-23	27.6																																							
31-Dec-23	27.7																																							
30-Jun-24	31.8																																							
30-Sep-24	33.3																																							
3.0		<p><b>Investors' Education Column</b></p>																																						
3.1	<p><b>Joining/ Investing in UTT launched scheme</b></p>	<p>Investors can easily join and invest in launched schemes through the following platforms.</p> <p><b>i. Physical Office</b> By completing the application form and depositing funds in the account of the Fund through branches of CRDB Bank and Licensed Dealing Members of the Dar es Salaam Stock Exchange.</p> <p><b>ii. Mobile Platforms (SimInvest)</b> Investors can open an account of the fund via mobile phone by using USSD Code *150*82# or UTT AMIS App. After opening a funds account investors can start investing through M-PESA, TIGO PESA, AIRTEL MONEY or via bank transfer. Detailed procedures are provided on the application form. You may also obtain them from: <a href="https://www.uttamis.co.tz/invest-with-us-mobile-operators">https://www.uttamis.co.tz/invest-with-us-mobile-operators</a>.</p> <ul style="list-style-type: none"> <li>• Contact UTT Call Centre at the following Toll-Free Numbers: 0800112020 or 0754800455 &amp; 544 [voda to voda] or 0715800455 &amp; 544 [tigo to tigo] or 0782800455 [airtel] and obtain your respective scheme's 'Investor Account Number'.</li> <li>• Thereafter, visit any branch of CRDB and deposit the amount you wish to invest [please indicate your investor a/c number on the CRDB's deposit slip].</li> <li>• Within 10 business days, UTT shall issue/ dispatch a 'Statement of Account [SOA]' to the investor.</li> <li>• Investors can also obtain services from UTT AMIS 'Investor Service Centers' located in: Arusha – Ngorongoro Building 4<sup>th</sup> Floor, Mwanza - NSSF Building Mezzanine Floor, Mbeya - NHIF Building Second Floor and Dodoma - PSSSF Building 6<sup>th</sup> Floor and Zanzibar - Thabit Kombo Building Third Floor. <i>Contact addresses are provided here below.</i></li> </ul>																																						

3.2	<p><b>What is inflation and how does it affect the common man?</b></p>	<p>In simple economic terms – <b><i>“Inflation is a rise in the general level of prices of goods and services in an economy over a period of time”</i></b>. When the price level rises, as an effect each unit of a currency buys fewer goods and services.</p> <p>In an economy though there could be many factors which may contribute towards the high rates of inflation or hyperinflation, however one of the prime reasons among them is - the ‘excessive growth of money supply’. When in a country the money supply grows at a faster pace comparative to the rate of economic growth, it provides an easy fuel to the inflationary powers.</p> <p>Globally, the generally accepted indicators to measure inflation are Wholesale Price Index [WPI], Consumer Price Index [CPI], Personal Consumption Expenditure Price Index [PCEPI], and GDP Deflator etc. The Consumer Price Index [CPI] in a country measures prices of a selection of goods and services as purchased by a representing class of consumers.</p> <p>From a common man’s perspective, it is important to understand that the task of checking inflationary conditions in a country is normally vested with the Central Bank. Time and again such monitoring authorities take various measures as they deem fit &amp; proper to effectively manage the pace of inflation in an economy.</p> <p><b>Important Lesson:</b> In a rising inflation economy, keep investing at regular intervals even if the amount is small. By practicing a disciplined systematic investment approach, you can ease off the negative impact of rising inflation on your investments.</p>																																																																																
3.3	<p><b>What is ‘Magic of Compounding’?</b></p>	<p>Simply put, compounding refers to the re-investment of income at the same rate of return to constantly grow the principal amount, year after year. Cumulative fixed deposits are a prime example of compounding at work, wherein the total interest that you get paid for the period is more than the rate of interest multiplied by the period of the deposit.</p> <p>Would you care too much whether your rate of return is 10% or 12%? The fact is that if you did, it would make a big difference to your wealth creation as time progresses. The benefit from compounding arises primarily from the fact that income keeps growing the principal to generate higher absolute returns each year. Higher rates of return or longer investment periods increase the principal amount in geometric proportions.</p> <p><b>The Impact of ‘Power of Compounding’:</b></p> <p>Use the table below, to see the impact of ‘power of compounding’ on one-time investment of TZS 50,000/- and TZS 5,000,000/= with different rates of return and periods.</p> <p><b>Table I.</b></p> <table border="1" data-bbox="427 1294 1452 1601"> <thead> <tr> <th rowspan="2">Interest Rate</th> <th colspan="2">12%</th> <th colspan="2">14%</th> </tr> <tr> <th>Principle/Time</th> <th>50,000/=</th> <th>5,000,000/=</th> <th>50,000/=</th> <th>5,000,000/=</th> </tr> </thead> <tbody> <tr> <td>1</td> <td></td> <td>56,000.00</td> <td>5,600,000.00</td> <td>57,000.00</td> <td>5,700,000.00</td> </tr> <tr> <td>3</td> <td></td> <td>70,246.40</td> <td>7,024,640.00</td> <td>74,077.20</td> <td>7,407,720.00</td> </tr> <tr> <td>5</td> <td></td> <td>88,117.08</td> <td>8,811,708.42</td> <td>96,270.73</td> <td>9,627,072.91</td> </tr> <tr> <td>10</td> <td></td> <td>155,292.41</td> <td>15,529,241.04</td> <td>185,361.07</td> <td>18,536,106.57</td> </tr> <tr> <td>20</td> <td></td> <td>482,314.65</td> <td>48,231,465.47</td> <td>687,174.49</td> <td>68,717,449.36</td> </tr> </tbody> </table> <p>The table II below also shows the benefit from investing TZS 50,000,000/= and TZS 100,000,000/=, to see the impact of ‘power of compounding’ on one-time investment with different rates of return and time periods.</p> <p><b>Table II.</b></p> <table border="1" data-bbox="427 1774 1452 2080"> <thead> <tr> <th rowspan="2">Interest Rate</th> <th colspan="2">12%</th> <th colspan="2">14%</th> </tr> <tr> <th>Principle/Time</th> <th>50,000,000/=</th> <th>100,000,000/=</th> <th>50,000,000/=</th> <th>100,000,000/=</th> </tr> </thead> <tbody> <tr> <td>1</td> <td></td> <td>56,000,000.00</td> <td>112,000,000.00</td> <td>57,000,000.00</td> <td>114,000,000.00</td> </tr> <tr> <td>3</td> <td></td> <td>70,246,400.00</td> <td>140,492,800.00</td> <td>74,077,200.00</td> <td>148,154,400.00</td> </tr> <tr> <td>5</td> <td></td> <td>88,117,084.16</td> <td>176,234,168.32</td> <td>96,270,729.12</td> <td>192,541,458.24</td> </tr> <tr> <td>10</td> <td></td> <td>155,292,410.42</td> <td>310,584,820.83</td> <td>185,361,065.71</td> <td>370,722,131.41</td> </tr> <tr> <td>20</td> <td></td> <td>482,314,654.66</td> <td>964,629,309.33</td> <td>687,174,493.59</td> <td>1,374,348,987.19</td> </tr> </tbody> </table>	Interest Rate	12%		14%		Principle/Time	50,000/=	5,000,000/=	50,000/=	5,000,000/=	1		56,000.00	5,600,000.00	57,000.00	5,700,000.00	3		70,246.40	7,024,640.00	74,077.20	7,407,720.00	5		88,117.08	8,811,708.42	96,270.73	9,627,072.91	10		155,292.41	15,529,241.04	185,361.07	18,536,106.57	20		482,314.65	48,231,465.47	687,174.49	68,717,449.36	Interest Rate	12%		14%		Principle/Time	50,000,000/=	100,000,000/=	50,000,000/=	100,000,000/=	1		56,000,000.00	112,000,000.00	57,000,000.00	114,000,000.00	3		70,246,400.00	140,492,800.00	74,077,200.00	148,154,400.00	5		88,117,084.16	176,234,168.32	96,270,729.12	192,541,458.24	10		155,292,410.42	310,584,820.83	185,361,065.71	370,722,131.41	20		482,314,654.66	964,629,309.33	687,174,493.59	1,374,348,987.19
Interest Rate	12%			14%																																																																														
	Principle/Time	50,000/=	5,000,000/=	50,000/=	5,000,000/=																																																																													
1		56,000.00	5,600,000.00	57,000.00	5,700,000.00																																																																													
3		70,246.40	7,024,640.00	74,077.20	7,407,720.00																																																																													
5		88,117.08	8,811,708.42	96,270.73	9,627,072.91																																																																													
10		155,292.41	15,529,241.04	185,361.07	18,536,106.57																																																																													
20		482,314.65	48,231,465.47	687,174.49	68,717,449.36																																																																													
Interest Rate	12%		14%																																																																															
	Principle/Time	50,000,000/=	100,000,000/=	50,000,000/=	100,000,000/=																																																																													
1		56,000,000.00	112,000,000.00	57,000,000.00	114,000,000.00																																																																													
3		70,246,400.00	140,492,800.00	74,077,200.00	148,154,400.00																																																																													
5		88,117,084.16	176,234,168.32	96,270,729.12	192,541,458.24																																																																													
10		155,292,410.42	310,584,820.83	185,361,065.71	370,722,131.41																																																																													
20		482,314,654.66	964,629,309.33	687,174,493.59	1,374,348,987.19																																																																													

Consider table III, IV, V and VI below which highlights the benefit and impact of compounding (magic of compounding) earned from investing TZS 50,000/=, TZS 100,000/=, TZS 500,000/= and TZS 1,000,000/= on monthly basis for different period and rates of return.

Table III. Investment of TZS 50,000/= made on every month for ten years assuming different rates of return and time periods.

No. Deposits	Year/ Rates	10%	12%	14%
12	1	628,278.40	634,125.15	640,037.27
36	3	2,089,091.05	2,153,843.92	2,221,139.98
60	5	3,871,853.61	4,083,483.49	4,309,756.26
120	10	10,242,248.95	11,501,934.47	12,953,445.60
240	20	37,968,441.80	49,462,768.27	65,058,300.25

Table IV. Investment of TZS 100,000/= made on every month for ten years assuming different rates of return and time periods.

No. Deposits	Year/ Rates	10%	12%	14%
12	1	1,256,556.81	1,268,250.30	1,280,074.54
36	3	4,178,182.11	4,307,687.84	4,442,279.95
60	5	7,743,707.22	8,166,966.99	8,619,512.51
120	10	20,484,497.89	23,003,868.95	25,906,891.21
240	20	75,936,883.60	98,925,536.54	130,116,600.51

Table V. Investment of TZS 500,000/= made on every month for ten years assuming different rates of return and time periods.

No. Deposits	Year/ Rates	10%	12%	14%
12	1	6,282,784.05	6,341,251.51	6,400,372.68
36	3	20,890,910.55	21,538,439.18	22,211,399.75
60	5	38,718,536.09	40,834,834.93	43,097,562.55
120	10	102,422,489.45	115,019,344.73	129,534,456.05
240	20	379,684,417.99	494,627,682.69	650,583,002.53

Table VI. Investment of TZS 1,000,000/= made on every month to year ten with different rates of return and time periods.

No. Deposits	Year/ Rates	10%	12%	14%
12	1	12,565,568.09	12,682,503.01	12,800,745.36
36	3	41,781,821.09	43,076,878.36	44,422,799.50
60	5	77,437,072.17	81,669,669.86	86,195,125.10
120	10	204,844,978.90	230,038,689.46	259,068,912.10
240	20	759,368,835.99	989,255,365.39	1,301,166,005.06

By now, you've probably figured out the obvious conclusion from the above table. It is literally 'a waste of time and money' to let your wealth lie in low-income yielding investments for prolonged periods of time. You also must realize that **TIME** and **RATE OF RETURN** are the sources of the magic of compounding!!

**Important Lessons:** (1) Look for an investment opportunity, which can offer you comparatively superior returns; and (2) remain invested for a long time to avail the benefit of 'Magic of Compounding'.

4.0	<b>Contact us</b>	<p>For any additional information on UTT launched schemes, please contact us at the following address:</p> <p><b>DAR ES SALAAM OFFICE</b>  The Managing Director,  UTT AMIS Plc,  2<sup>nd</sup> Floor, Sukari House,  Sokoine Drive/ Ohio Street,  P.O.Box 14825, Dar es Salaam  Phone No: +255 22 2128460  Toll Free: 0800112020  Fax No: +255 22 2137593  Email: uwekezaji@uttamis.co.tz  Website: www.uttamis.co.tz</p> <p><b>ARUSHA OFFICE</b>  4<sup>th</sup> Floor, Ngorongoro Conservation Office,  P.O. Box 2490, Arusha,  Phone No: +255 (0) 27 2970625  Fax: +255 (0) 22 2137593  Email: uwekezaji@uttamis.co.tz</p> <p><b>MBEYA OFFICE</b>  2<sup>nd</sup> Floor, NHIF Tower, Mbeya  P.O. Box 1210, Mbeya,  Phone No: +255 (0) 25 2500371  Fax: +255 (0) 22 2137593  Email: uwekezaji@uttamis.co.tz</p> <p><b>DODOMA OFFICE</b>  6<sup>th</sup> Floor, PSSSF House,  P.O. Box 1310, Makole Street, Dodoma - Tanzania,  Phone No: +255 26 2323861  Fax No: +255 26 2323862  Email: uwekezaji@uttamis.co.tz</p> <p><b>MWANZA OFFICE</b>  Mezzanine, NSSF Commercial Complex  P.O. Box 640, Mwanza,  Phone No: +255 (0) 28 2505072  Fax: +255 (0) 22 2137593  Email: uwekezaji@uttamis.co.tz</p> <p><b>ZANZIBAR OFFICE</b>  3<sup>rd</sup> Floor, Sheikh Thabit Kobo Building- Michezani  P.O. Box 2190, Zanzibar,  Phone No: +255 (0) 242941274  Fax: +255 (0) 22 2137593  Email: uwekezaji@uttamis.co.tz</p>
-----	-------------------	---

*More ideas for your money*



## OTHER UTT AMIS SCHEMES



BOND  
FUND  
*More ideas for your money*